

Explicating industrial brand equity: Integrating brand trust, brand performance and industrial brand image

Abstract

Purpose (mandatory) The research explores brand equity from multiple perspectives (tangible and intangible) and their joint consequences, namely, on industrial buyers' brand loyalty and their long-term commitment. The aim is to provide a more comprehensive framework of the buyer's behavioral response in the business to business context by integrating both trust elements and industrial brand attributes (brand performance and industrial brand image). In addition, the study explores the mediation effects of trust and brand attributes on industrial buyers' responses such as loyalty and long-term commitment.

Design/methodology/approach (mandatory) Using a survey approach, the study includes respondents working in the HVAC industry in Malaysia, and data are collected in the industrial air conditioning segment. The research model was tested with SEM.

Findings (mandatory) Findings show that brand performance and industrial brand image directly affect brand trust but with different effects on buyers' commitment and loyalty. Interestingly, industrial brand image only mediates the responses via brand trust, while brand performance has a direct effect. Thus, both brand performance and industrial brand image build buyer trust. But in this context, it is brand performance rather than industrial brand image that influences long-term commitment and loyalty. The study concludes that in the HVAC industry, brand performance, industrial brand image, buyer trust, industrial loyalty, and commitment build brand equity.

Originality/value (mandatory) Significant research reveals that, in business-to-business contexts, brand equity depends on the supplier's brand trust and attributes of the brand such as brand image and brand performance. While useful in guiding a supplier's or industry's brand strategy, the study of both brand trust and brand attributes has led to only a partial explanation of the supplier's or industry's brand equity. The present research explores industrial brand equity, focusing on tangible assets (performance) and intangible assets (brand image), and their joint consequences.

Keywords: *Brand image, brand performance, brand equity, brand loyalty, corporate brand, commitment.*

1. Introduction

Business-to-business markets are evolving and transforming worldwide due to global economic and market changes (e.g., Beverland, Napoli and Yakimova, 2007; Hur, Kim, Kim, 2013). Competitive pressure has increased and firms face challenges from domestic and international firms alike (Cretu and Brodie, 2007; Melewar and Nguyen, 2015). Technological advancements, high capacity information exchange and new supply chain management models all fuel the changing competitive landscape (e.g., Davis, Golicic and Marquardt, 2008). In addition, the differentiation of business-to-business products is fading as firms return to compete merely on pricing (Hinterhuber, 2004) and personal relationships (Han and Sung, 2008), consequently, eroding profits (Keh and Xie, 2008). The various cost reduction measurements adopted by firms, such as low cost production and technology, exacerbate the problem and create generic markets with little differentiation (e.g., Kotler and Pfoertsch, 2007; Wang, Hsu, and Fang, 2009).

Thus, as a result of stiff competition, these industrial manufacturers are turning to industrial brand building activities by adopting differentiation strategies (e.g. via company brand image and supplier reputation) in order to achieve a sustainable competitive advantage (Bendixen, Bukasa and Abratt, 2004; Wang, Yu, and Ye, 2012). Managing brands is crucial for industrial manufacturers as they increase the industrial brand equity through (1) providing firms with cash flow benefits and increased network power (Beverland *et al.*, 2007), (2) clarifying and strengthening the corporate or (industrial) brand's identity (Beverland *et al.*, 2007), and (3) building brand equity through corporate brand image and corporate reputation (Chi-Shiun, Chih-Jen, Chin-Fang, and Da-Chang, 2010; Cretu and Brodie, 2007). Such benefits have led to several scholarly research focusing on *industrial brand equity* and covering more intangible attributes such as brand image and corporate reputation (Davis *et al.*, 2008; van Riel, Pahud, Mortanges and Streukens, 2005).

Corporate (industrial) branding in the industrial branding/B2B context itself is still largely a new area (Chi-Shiun *et al.*, 2010; Leek and Christodoulides, 2011). While research exists regarding most of the *sources* of industrial brand equity (such as brand loyalty, perceived quality, brand awareness, brand associations and brand satisfaction), ‘trust with the company/brand,’ considered an important aspect of brand equity and an emotional brand aspect (Ambler, 1997), is somehow, with exception of Han and Sung’s (2008) study, rather rarely explored (Ambler, 1997; Chaudhuri and Holbrook, 2001). Indeed, there are conflicting views as to whether trust should be studied as part of, or separate to the brand equity concept (Ambler, 1997). There exists vast research regarding trust in other scholarship of literature, such as in business relationships (seller–buyer), but somehow this stream of research is not connected to branding. As such, the importance of understanding brand-related attributes under which evaluations take place in the B2B context have also been under-researched (Leek and Christodoulides, 2011).

Therefore, in the present study, we explore business customers’ perceptions towards industrial brand attributes by combining multiple branding aspects (rational and emotional) and their effects on the purchase decision-making (repeat buying and long-term commitment). We develop a comprehensive model to examine the relationships between brand performance (tangible), industrial brand image (intangible), and trust (intangible) in relation to industrial buyers’ loyalty and their long-term commitment with the brand. Using the industrial air conditioning brands in Malaysia, with participants involved in the purchase decision-making of industrial air-conditioning systems from the commercial building and industrial plant sub-segments (purchasers, engineers, consultants, etc.), we explore their perceptions and feelings about industrial brand attributes. The heating, ventilating and air-conditioning (HVAC) industry is particularly interesting, as branding becomes an afterthought due to (a) businesses exhausting their financial resources paying for fleets and

equipment in order to run their business, and thus prefer to maintain costs at the very minimum levels (Maltz, Carter, and Maltz, 2011), and (b) the contractors experiencing difficulties in competing as little differentiation exists in the type of product they manufacture, with little chance of being unique (Antonelli, 2012). Hence, we frame our research question as follows: *How do industrial brands' tangible- and intangible-attributes influence customers' brand perceptions and purchase decision-making in the HVAC industry in Malaysia?*

The study contributes to existing literature in the three ways: (1) First, we show the relative influence of both the intangible and tangible brand attributes by combining three bodies of literature, namely branding, buyer–seller relationship (relationship marketing), and trust in the B2B context. (2) Second, we incorporate the trust construct and develop and test a comprehensive brand equity model more systematically, confirming that trust may be viewed as an integral part of brand equity. (3) Third, we reveal a hierarchical relationship of both tangible and intangible equity sources and confirm trust as a fully mediating effect in our model between brand image, loyalty and commitment. Consequently, we posit that brand performance (tangible) and industrial brand image (intangible) are primary drivers of brand equity (trust, loyalty and commitment), making critical propositions on their direct and mediating relationships, and cultivating important implications for managers the HVAC industry.

The remainder of our paper is organized as follows: We first present a brief review on the literatures on industrial brands and industrial brand equity. In the subsequent section, we develop a theoretical hypothesized model and present our methodology. We then present our research results and discuss managerial and theoretical implications with suggestions for future studies.

2. Industrial brand equity: What it is, its antecedents and outcomes

Although the awareness of the role of branding in marketing operations is increasing among industrial marketers, the question of how industrial brand equity is achieved still remains (Chi-Shiun *et al.*, 2010). As this study explores the drivers and outcome of industrial brand equity, we first define what we mean by industrial brand equity.

Brand equity is a customer/buyer perception of the overall industrial brand image, created through brand associations (Bendixen *et al.*, 2004; Michell, King and Reast, 2001). Brand associations can be derived from both tangible and intangible attributes and represent the sources of brand equity (Dacin and Brown, 2006; Keller, 2000). Furthermore, using Aaker's (1991) notion on brand equity, Gordon, Calantone and Di Benedetto (1993) propose that brand equity is a development process that includes five stages: 1. Brand birth; 2. Creation of brand awareness and associations; 3. Building quality and value perception; 4. Emergence of brand loyalty; and 5. Launching of brand extension. In their studies, they find that brand equity is more related to increased purchase frequency, higher quality perception, greater brand loyalty, and increased brand extensibility. Thus, behavioral responses such as increasing purchase frequency and brand loyalty are included as part of, rather than outcomes of brand equity (van Riel *et al.*, 2005).

Ambler (1997) puts forward another perspective of brand equity and suggests that brand equity is a measure of marketing performance that expresses financially, attitudinally or behaviorally outcomes. For example, an *attitudinally* expressed outcome relates to an overall attitude evaluation of, for instance, brand image and brand trust, while *behaviorally* expressed equity relates to greater associations with the brand (e.g. commitment with the brand) as well as greater purchases and usage (brand loyalty) (Ambler, 1997; Han and Sung, 2008). According to Ambler (1997) and Han and Sung (2008), the brand equity models from the previous B2B branding research lack the integration of a crucial element, namely, those

of brand trust as most studies explore the sources of industrial brand equity (see Bendixen *et al.*, 2004; Chi-Shiun *et al.*, 2010; Mudambi, 2002; Mudambi *et al.*, 1997). However, there are some mixed perspectives on whether trust should be part of, or separate from the brand equity concept. These issues are explicitly explored in the present study.

Drawing from the above discussion, we define industrial brand equity as a process of two psychological components: attitude and behavioral. The process begins with attitude, that is, brand association, referring to the performance of the brand (a tangible attribute), which in turn, helps to explain how the customer perceives the overall industrial brand image (an intangible association). This will then lead to trusting the brand (overall attitude component) and subsequently, result in a behavioral component, either brand loyalty and/or customer commitment (Gordon *et al.*, 1993; Han and Sung, 2008; van Riel *et al.*, 2005). Hence, the current study explores five main constructs of industrial brand equity: brand performance (tangible association); industrial brand image (intangible association); brand trust; brand loyalty, and; customer commitment among the buyers in the HVAC industry. We now describe these constructs next and develop the hypotheses therein.

2.1 Brand performance and industrial brand image

As highlighted, industrial brand image, referring to the intangible association a customer has with the brand or industry, derives from the evaluation of the performance of the brand. Several studies have attempted to understand the interactions between both the tangible and intangible and the cognitive and affective aspects of brands; however, the hierarchical structure or causality between both elements remains unresolved and debatable (Agarwal and Malhotra, 2005; Franzen and Bouwman, 2001). According to Franzen and Bouwman (2001), in satisfaction studies, the relationship between both (cognitive and affect) may be a dual process. Most historic discussion of branding, customer behavior and psychology infer that

the affective and emotional elements usually stem from cognitive evaluation (Franzen and Bouwman, 2001). In other words, the cognitive process takes place first, leading to an emotional or affective reaction. This in turn may lead to an overall attitude evaluation followed by behavior intention (loyalty) and subsequently, actual behavior.

Likewise, Lynch and De Chernatony (2004) and De Chernatony (2002) explain that, “brand is a cluster of rational and emotional values that enable stakeholders to recognize a promise about a unique and welcome experience,” and customers will generally assess an industrial brand in a hierarchical sequence: the rational values first, before proceeding to a higher level – the emotional values. This progression represents a hierarchical structure in a customer’s brand knowledge (Da Silva and Syed Alwi, 2008). Additionally, van Riel *et al.* (2005) and Bendixen *et al.* (2004) explain that, when choosing an industrial brand, the customers’ initial concern is with the functional or rational values of the product or company and the brand image. Understanding how the rational attribute impacts on the overall brand image will be useful for a clear industrial brand positioning (Leek and Christodoulides, 2011). Thus, the study posits that:

H1: Brand performance has a direct effect on industrial brand image

2.2 The effect of brand performance on brand trust, brand loyalty, and commitment

Researchers started their exploration into industrial branding in the 1970s. Saunders and Watt (1979) studied the effectiveness of brand names in fiber products. Since then, most studies on industrial branding focus on product performance (Gordon *et al.*, 1993), characteristics (Hutton, 1997), and other tangible features of the products (Shaw, Giglierano and Kallis, 1989) such as usage and design (Mudambi *et al.*, 1997). In this study, brand performance encompasses the performance of industrial brand attributes (such as price, product and service quality, distribution and competence) that may explain an industrial brand image.

Selnes (1993) suggests that a business-to-business purchase decision is often made by evaluating *extrinsic* cues such as price and packaging because *intrinsic* cues such as service or product quality are not available at the time of purchase. In the conventional business-to-business market, the product is thought to be the heart of a brand. Research shows that the product's physical presence strongly influences on the customers' experiences and how they perceive a brand (Dwyer, Schurr and Oh, 1987; Han and Sung, 2008). It is thus perceived that firms communicate brands by promoting the tangible attributes of a product. However, according to Keller (2008, p. 64), designing and delivering a product that fully satisfies customer needs and requirements are prerequisites for successful marketing, regardless of the product form.

Another important brand performance dimension is price. Price influences customers' purchase decision-making and affects firms' profit margin in relation to sales (Lehmann and Winer, 2005). Mudambi *et al.* (1997) show that buyers rate price as the most important factor affecting their purchase decision of industrial brands. They find that buyers estimate price to account for 70 percent of the final decision. Bendixen *et al.* (2004) show that price is an important factor that affects the brand equity of industrial products. Additionally, customer loyalty and commitment can only be preserved with trade discounts from suppliers of respective brands. Scholars view that global industrial markets such as HVAC are moving in this direction. As the market becomes increasingly sensitive to price, researchers and marketing strategists propose to rethink their approaches. They note that integrating brand concepts into the sales and marketing may overcome the focus on price. For example, Davis *et al.* (2008) points out that branding transforms a commodity to a differentiated and customer focused product.

In the study of brand performance, Mudambi *et al.* (1997) created a pinwheel of brand value to customers. Their brand pinwheel consists of four performance components, namely:

product, distribution services, support services and firm. These brand values are interrelated, revolve and merge together in operations, indicating the brand's overall performance. Drawing from this framework, in the present research, we examine these elements of brand performance indicators, notably, distribution, quality and competence. Our conceptual model is influenced by Mudambi *et al.*'s (1997) and Kuhn, Alpert and Pope's (2008) frameworks on brand performance, Keller's (2008) work on customer based brand equity (CBBE), as well as Bendixen *et al.*'s (2004) study on tangible attributes in the industrial branding. According to Kuhn *et al.*'s (2008) and Keller's (2008) model, distribution, quality, competence and price comprise dimensions of brand performance. We, thus, hypothesize that price, distribution, product and service quality and competence are several factors that make up the industrial brand performance and thus correlate to brand equity (brand trust, brand loyalty and commitment).

The preceding section indicates that little attention has been paid to brand trust despite its relationship with brand equity (Ambler, 1997; Han and Sung, 2008). Trust is predicted as a significant contributor to positive attitudes and commitment to a certain brand, which support the success of relationship (Morgan and Hunt, 1994). Given that brand performance is an antecedent of the overall attitude evaluation of brand trust and brand equity as highlighted earlier (Han and Sung, 2008; Kuhn *et al.*, 2008), we suggest, that these dimensions (i.e. price, distribution, product and service quality and competence), categorized under brand performance affect the sources of brand equity (brand trust, brand loyalty and commitment). Hence, it is hypothesized that:

H2a: Brand performance has a direct effect on brand trust

H2b: Brand performance has a direct effect on brand loyalty

H2c: Brand performance has a direct effect on customers' commitment

2.3 The effect of industrial brand image on brand trust, brand loyalty, and commitment

Researchers define brand image in numerous ways. Dobni and Zikhan (1990) refer to brand image as the customer's mental picture of the offerings. Brand image also includes the symbolic meanings associated with the specific attributes of a product or service (Padgett and Allen, 1997). Various stimulants such as symbol, logo, firm name and slogans can bring the brand into the mind of the customer. Such memories represent the image of the brand in the heart of buyers and is called brand image (Aaker, 1991). For example, one of the specific attributes is the perceived brand quality (Cretu and Brodie, 2007), which denotes the customer's perception about the durability, reliability, strength and the build quality of the brand.

While certain rational or tangible attributes relate more to the performances of the brand, the emotional attributes relate to a higher or abstract level of the brand. This includes the corporate or industrial brand image (Balmer and Gray, 2003; Lynch and de Chernatony, 2004). For example, the corporate or industrial brand values may represent this abstraction, which is based on the overall (attitude) perception of the company (Stern *et al.*, 2001). Similarly, Stern *et al.* (2001) explain that in a corporation, institution or company, the image of a corporation refers to external world perceptions (or impressions that reside in stakeholder minds), which represent 'gestalt' or the overall impressions of a brand. Although brand image can mean many different things – brand association, brand attitude, global total impression of memory, and the symbolic meaning of a brand – it is commonly associated with the global total impression relating to the brand, which is stored in memory and which is shared by members of a culture or subculture (Franzen and Bouwman, 2001). This overall perception can relate to the service offered, reliability, innovativeness and brand trust/trustworthiness (Mudambi, 2002; Keller, 2008). Identifying the overall attitude or intangible aspect of the brand is crucial as this could then lead the firm in the B2B context to guide its brand

positioning and sustainable differential advantage (Cretu and Brodie, 2007). Additionally, brand image concerns the emotional perception that the consumer attaches to specific brands (Low and Lamb, 2000).

Nevertheless, the over-reliance of previous studies on rational attributes alone does not fully explain the logic behind many business-to-business purchase decisions (e.g. Mudambi *et al.*, 1997). Thus, not only do tangible attributes like price and quality influence industrial buyers, but also the intangible features such as trust, brand association, supplier's image and reputation (Cretu and Brodie, 2007; Leek and Christodoulides, 2011).

In Keller's (2008) model, brand meaning consists of two elements: brand performance (tangible element) and brand image (intangible element). He proposes that brand meaning leads to brand equity. Thus, in industrial branding, from a buyers' perspective, achieving industrial brand equity could rest upon several set of relationships: tangible and intangible brand attributes and behavioral outcomes. Brand equity can be acquired during the process of shaping the image of a brand (Cretu and Brodie, 2007), that is, a strong brand image is a strong driver of brand equity, here referred to increased brand trust, brand loyalty and commitment (Ambler, 1997; Davis *et al.*, 2008). Brand equity arising from brand image is even more critical in cases where product differentiation is difficult based on tangible features (Mudambi *et al.*, 1997). Strong customer orientation and emphasis on creating customer-valued innovation can enhance brand image (Aaker, 1996; Nguyen *et al.*, 2015). When these attributes integrate into the brand value proposition, and with effective communication, customers are more likely to purchase a brand. According to the commitment-trust theory (Morgan and Hunt, 1994), trust is key variable in the development of an enduring desire to maintain a long-term relationship with a brand, thus by not controlling the effect of the brand trust, it is possible to attribute excessive importance to

satisfaction when developing a customer base committed to the brand (Hang and Sung, 2008, p. 811). Therefore, based on the above discussion, we posit that:

H3a: Industrial brand image is positively related with brand trust

H3b: Industrial brand image has a direct effect on brand loyalty

H3c: Industrial brand image has a direct effect on customers' commitment

2.4 Brand trust as a mediator construct between brand performance, industrial brand image and brand loyalty and commitment

In the B2B context, trusting the brand can arise from two different but related aspects: (1) the brand performance, and (2) the industrial brand image (overall attitude evaluation). Brand trust concerns the capability of a supplier (of a brand) to fulfill their promises and maintain consistency in product and service performance, and influences their brand loyalty and commitment. Being successful in fulfilling promises and maintaining performance consistency leads to the favorable behavior of the customers or buyers of a brand. This favorable behavior appears in the form of a high degree of belief in the brand (Han and Sung, 2008). Scholars consider that this favorable behavior appears in the form of a high degree of belief and trust in the brand (Morgan and Hunt, 1994). According to Temporal (2006) brand trust is a key dimension of brand equity, although others refer to trust as a separate concept (Ambler, 1997).

Trust appears when both the customer and brand anticipate a consistent level of performance and behavior from each other (Roberts and Merrilees, 2007). This is because a B2B purchase often carries a relatively high level of risk. It is more important that there is recognition by customers that they can rely upon the brand to perform the required task or job. Trust pertains to the customer's confidence and faith that the brand will be reliable and willing to act in the customer's interest (De Ruyter *et al.*, 2001). Therefore, customer trust is

vital during the brand (or supplier) selection process (Heide and Weiss, 1995). Being a trusted partner will lead to the customers' commitment to a long-term relationship.

According to the commitment–trust theory (Morgan and Hunt, 1994), trust is the main variable in the development of an enduring desire to maintain a long-term relationship with the brand. Many researchers recognize trust as a prerequisite to building customer commitment (Morgan and Hunt, 1994). Keh and Xie (2008) explain brand trust as a customer's overall perception towards the ability (i.e., skills and competencies of the trustee), benevolence (i.e., the extent to which a trustee is perceived as being willing to take the other party's interests into account when making decision), and integrity (i.e., the truster's belief that the trustee is honest and fulfills its promises) of a brand.

Another factor relating to industrial brand image results from the experience of the brand: from this experience, industrial buyers develop an overall brand perception (image) about the brand (the company or/and the product itself) (Dacin and Brown, 2006). In business to business marketing, customer experience and perception emerge as important indicators of trust. Dwyer *et al.* (1987) suggest that the purchase experience of a brand generates associations and feelings that are more certain (which will eventually turn into trust). Additionally, brand trust is generated not only via brand experience, but also from the intangible or emotional quality attributes (Temporal, 2006). The feeling of security and the willingness to trust a brand often perform as indicators to measure the emotional quality that will lead to brand trust.

While most sources of industrial brand equity are the subject of previous empirical research linking it to brand loyalty, perceived quality, brand awareness, brand associations and brand satisfaction (see Chi-Shiun *et al.*, 2010; Cretu and Brodie, 2007; van Riel *et al.*, 2005), 'trust with the company/brand' however, which is also an important aspect of brand equity (Ambler, 1997), is somehow absent from these studies when concerned with the

industrial branding context. Yet, it is argued that trust (an emotional brand aspect) should be seen as part of brand equity and not separate (e.g., Ambler, 1997) as it is a vital part of the brand–customer relationship and therefore brand equity. Dowling (1986) and Michell *et al.* (2001) point out that the company and its corporate and product brands may pertain to the brand equity’s sources and help to enhance the ‘trust’ and credibility of the corporate image and the firm’s commitment to customers. Finally, industrial buyers are not subject to the influence of tangible attributes like price and quality (service and product), but also intangible elements such as trust, brand association, supplier reputation and brand image (Cretu and Brodie, 2007; Mudambi, 2002); however these intangible attributes are under-researched historically (Chi-Shiun *et al.*, 2010; Leek and Christodoulides, 2011). Given the centrality of the brand trust concept between both brand associations (tangible and intangible associations) to the brand equity’s outcome (such as brand loyalty and commitment) as discussed above, we develop a unifying, comprehensive framework, and thus posit that:

H4: Brand trust mediates the relationship between brand performance and loyalty

H5: Brand trust mediates the relationship between brand performance and customer commitment

H6: Brand trust mediates the relationship between the industrial brand image and brand loyalty

H7: Brand trust mediates the relationship between industrial brand image and customer commitment

The following model (Figure 1) diagrammatically explains the theoretical propositions for the current study:

< Insert Figure 1 Here >

3. Research Methodology

3.1 The study's context and data collection

The study explores the industrial and business buyers of the HVAC industry in Malaysia. This context is of interest due to several reasons: (1) HVAC businesses often deplete their financial resources by investing in fleets and equipment, and thus forced to position themselves as low cost providers (Maltz, Carter, and Maltz, 2011); (2) The industry sector suffers from stiff competition (Mekhilefa *et al.*, 2012); (3) There is a lack of brand differentiation and unclear brand identity due to the nature of the HVAC industry, and as a result, the industry has unclear brand promise (Antonelli, 2012). In Malaysia, only four major players (or brands) dominate the industrial air-conditioning market, namely, Carrier, Trane, York and Dunham Bush. These major brands have manufacturing plants in Malaysia and distribute their products via their respective subsidiaries (formed for sales and marketing activities) or dealers. Incorporating industrial brand image and brand trust in this highly competitive industry is of great interest as the study hopes to shed some light onto how corporate/industrial brands are positioned as well as finding sources for brand differentiation.

We conducted data collection in two phases. In the first phase, we manually distributed questionnaires to the respondents by hand through a face-to-face/drop-off/pick-up method as proposed by Heslop, Papadopoulos, and Bourk (1998). This technique combines many of the benefits of in-person and mail surveying while reducing the disadvantage of each and assuring relatively high response rates (Heslop *et al.*, 1998). We obtained information regarding our respondents by contacting several main companies within the HVAC industry, requesting their cooperation and permission to contact their buyers/customers for our research purpose. We provided a detailed explanation on why we needed the data and in return offered to present the study's findings on request. Through these companies, we managed to obtain a list of business customers to whom we contacted with the companies'

permission. Upon receiving consent from the respondents, arrangement was made to distribute the questionnaire at their office and later to collect. Most of the respondents were decision makers in their respective organizations; their roles included purchasing (22%), engineering for maintenance/facility for their companies (50%), design and consultation (37%) and project management (17%). With this method, we minimized problems such as those of non-response from respondents and the loss of documents during posting. Moreover, many respondents had the opportunity to complete the questionnaires on the spot or return the questionnaire within a week of receiving it. The questionnaire was in English, which is widely spoken in Malaysia. Due to geographical coverage limitations, we limited the manual distribution of our questionnaires to the capital city – Klang Valley/Kuala Lumpur – itself. In terms of generalization, collecting information from the capital city is justified due to the high concentration of industrial buyers within this area (Cox, 2013). The first phase yielded 89 responses from 110 companies contacted, giving an 80.9% response rate.

However, since 89 samples are insufficient for reliable and consistent statistical analyses, we launched a second phase of data collection to complement the first phase. In this phase, we sent another batch of questionnaires (100 sets) to respondents from the list we had, however, this time to those outside of Kuala Lumpur from different categories via e-mail. The second phase of data collection yielded a lower response rate of only 23%. Many targeted respondents did not reply to the questionnaires, for various reasons: (a) broken e-mail link; (b) e-mail address no longer valid (due to resignation, change of e-mail address, etc.) and (c) addressee did not respond to electronic questionnaires. To minimize the impact of the above-mentioned incidents, we followed up by contacting those respondents via telephone who did not return the questionnaires. As a result, we collected an additional 37 subjects, making a total of 126 industrial and business respondents from different backgrounds.

From this total of participants in the study, 33 were contractors and property developers (representing 5.5 percent from a total of 600 in the country), 19 were trading house (9.5 percent from a total of 200), 35 were consulting engineers (29.2 percent) and 39 were industrial plant and large commercial buyers. This number although slightly small is acceptable due to the unique group of respondent profile, who operates within the Malaysian HVAC industry. The group of respondents comprises a unique pool of customers that come from diverse business natures, representing decision makers from various segments: contractors, trading firms engineering consultants, project management and direct end-users. The respondents' business nature profiles are reported below in Table 1.

< Insert Table 1 Here >

3.2 The measures

There are five main constructs under study: (1) brand performance, (2) industrial brand image, (3) brand trust, (4) brand loyalty, and (5) customer commitment. The study consulted the extant literature extensively for the purpose of generating the item measures for these constructs. The final research instrument was carefully pre-tested for content and face validity.

As conceptualized earlier, industrial brand equity can be expressed via attitude and behavioral elements. The attitudinal elements are represented by brand performance, industrial brand image and brand trust, and the behavioral aspects of the equity can be expressed through brand loyalty and customer commitment (Ambler, 1997). *Brand performance* was conceptualized earlier as comprising the tangible and functional and rational attributes, and to capture this, measures were developed from Chi-Shiun *et al.* (2010), Cretu and Brodie (2007), Hinterhuber (2004), Liu, Leach and Bernhardt (2005), and Mudambi *et al.* (1997). The construct is represented by five dimensions, namely, (a) competence of brand

(supplier); (b) distribution; (c) product quality; (d) service quality and (e) price. Price is measured using an adapted five-scale item, as advocated by previous studies (Cretu and Brodie, 2007; Liu *et al.*, 2005). In total, brand performance is represented by five constructs, measured by 25 items. *Industrial brand image* was defined as an affective and emotional construct, representing the outcome of brand performance or overall attitude evaluation. This was consistent with those others academics (i.e., Franzen and Bouwman, 2001; Stern *et al.*, 2001) that distinguished the institutional, company or corporate brand image as more about the intangible or affective and emotional side of the brand rather than its functional or tangible aspects. Measures included a total of seven items, operationalized and adapted from Cretu and Brodie (2007), Davis *et al.* (2008), and Mudambi *et al.* (1997): (a) perceived technical level of brand; (b) perceived reliability of brand; (c) perceived innovation of brand; (d) perceived customer focus of brand; (e) perceived product focus of brand; (f) management of the brand; (g) history and experience of the brand. *Brand trust*, which is the focal construct of the current study, refers to the supplier's (brand's) capability to fulfill their promises and maintain consistency in product and service performance, and is captured through (a) trustworthiness; (b) sense of security in buying this brand; (c) being able to rely on this brand (see in particular Han and Sung, 2008).

Finally, *brand loyalty* refers to “the degree to which a business to business buyer has repeatedly purchased a supplier's particular brand and customer commitment is about long term desire to maintain a valuable ongoing relationship with another” (Morgan and Hunt, 1994), The measures for these constructs comprise five and four items respectively, based on previous conceptualizations and developed from Han and Sung (2008).

We collect data through means of a structured survey, and all construct dimensions and measurement items are measured using a 7-point Likert scale, ranging from “1=Strongly disagree to 7=Strongly agree”. In total, we employed 45 items for the measurement of each

construct. A detailed listing of each item and the source of these items are tabled in Appendix A.

4. Data analysis and hypothesis testing

The study utilized a two-step SEM approach (Anderson and Gerbing, 1988), using the latest version of AMOS 20, by the default method – Maximum Likelihood (ML) – to test the measurement model’s validity and reliability (in step-one) and the nomological validity of the proposed theoretical model (step-two). The study also executed an item parceling procedure (Bandalos and Finney, 2001) on the brand performance construct. Following a partial aggregation procedure (Bagozzi and Heatherton, 1994), items were combined to create five indicators per factor. For example, the research combined 25 items measuring five dimensions of brand performance (represented as a latent construct), namely 1) product quality, 2) service quality, 3) price, 4) competence and 5) distribution), by averaging, to create five indicators of brand performance. By employing this procedure, the number of variables is reduced and hence the model’s degree of freedom is kept reasonable. Hence, instead of having a full total disaggregation method where it is necessary to individually estimate all constructs of brand performance (product quality, service quality, price, competence and distribution), we run them as partial aggregation (the summation of each construct’s items) and represent it in the second order manner as proposed by Bagozzi and Heatherton (1994). The technique is beneficial in a study of small sample size, provides a more stable parameter estimation and more importantly, it retains the idea of a single underlying factor such as the brand performance construct in the current study (Bagozzi and Heatherton, 1994). In addition to reducing random errors, the technique will also simplify a complex model and simultaneously maintain the concept of multiple indicator measurement (Garver and Mentzer, 1999). Prior to combining items, five items from the developed 25 in

brand performance were deleted due to low or insignificant loadings that highly correlated with other items with high modification indexes (MI). West, Finch and Curran (1995) caution researchers that before conducting the parceling procedure and items are combined, the validity and reliability must be dealt first, as “it must be conducted within a set of one-dimensional items to avoid obscure rather than clarify the factor structure of the data”. Once the measurement model is acceptable, the analysis then proceeds to ‘the Step Two Approach’ known as the full structural model.

4.1 Step-one: the measurement model

The first order model ran all developed items together. Three further items (two from brand loyalty items with MI: 31.98 and 27.34 respectively) and (one from customer commitment item with MI: 29.56) were dropped from further analyses due to high modification indexes (MI), large standardized residuals (>2.58) (Byrne, 2001) and cross-loading in more than one dimension (Long 1983). The full measurement model (as in Figure 2 below) shows an acceptable fit at $\chi^2= 372.111$, $p<.001$; $\chi^2/df= 1.879$; GFI=.802; IFI=.924; CFI=.922; RMSEA=.08, with all standardized loadings being >.5 and statistically significant at $p<.001$, which supports the convergent validity of each parameter estimate (Kline 1998).

< Insert Figure 2 Here >

4.2 Step-two: the structural model

The concern in the step-two approach is to test the study’s theoretical models (as presented in Figure 1) as well as the hypotheses. The summary of the full model result with all direct and indirect effects is reported in Figure 3 below. The step-two model indicates an acceptable fit ($\chi^2= 372.111$, $p<.001$; $\chi^2/df= 1.89$; GFI=.801; IFI=.923; CFI=.921; RMSEA=.08), with no

deletion of items. Convergent validity is supported in this study, with all parameter estimates $>.5$, (Kline, 1998), and all items statistically significant at $p<.001$ (Anderson and Gerbing, 1988). Construct reliability tests were performed using both composite and Cronbach's alpha and all are above the recommended level, as shown in Table 2. The correlation (the covariance) among the constructs is also acceptably low, ranging from $.28 - .78$, and AVE = $>.5$ (Fornell and Larcker, 1981) (see Table 2). Additionally, discriminant validity is confirmed for all latent constructs since the square root of each construct's AVEs are all greater than the bivariate correlation (coefficients ranges from $.36 - .67$, $p <.001$, see Table 2). Cross loadings between both measured and error terms also do not suffer from substantial cross-loadings, with standardized residuals all $<.258$ (Garver and Mentzer, 1999; Steenkamp and Van Trijp, 1991). Thus, the assessment results support the adequacy of the discriminant validity of the measurement model.

< Insert Table 2 Here >

< Insert Figure 3 Here >

The testing of all direct effects provided significant positive effects (H1–H7) excepting three parameters – H3b, (the effect of industrial brand image on brand loyalty), H3c (the effect of industrial brand image on customer commitment), and H14 (the effect of brand loyalty on customer commitment) – thus, the study rejected these parameters. The study found both brand performance and industrial brand image to be statistically significant however, explaining brand trust with brand performance as having the most effect ($\beta = .51$, $p = .000$ and $\beta = .25$, $p = .000$, respectively). Industrial brand image interestingly does not directly affect brand loyalty ($\beta = .029$, $p=.76$) or customer commitment ($\beta = .06$, $p=.74$), but is

mediated through brand trust ($\beta = .72, p=.000$). Brand performance also affects industrial brand image, ($\beta = .45, p = .000$).

To establish the mediation effects (H4, H5, H6 and H7) as conceptualized earlier, the study tested all significant parameters using guidelines from: (1) Kelloway (1995) for partial or full mediation conditions; (2) Zhao, Lynch and Chen (2010) for indirect or direct effect conditions; and (3) SEM's standardized indirect effect output. First, brand trust showed a complementary mediation (Zhao *et al.*, 2010) between brand performance on both brand loyalty and customer commitment, as both direct and indirect paths are significant. For example, brand performance \rightarrow brand trust \rightarrow brand loyalty revealed ($\beta = .51, \beta= .72 p = .000$ for indirect path) and ($\beta = .23, p = .000$ for the direct path) and brand performance \rightarrow brand trust \rightarrow customer commitment showed ($\beta = .51, \beta= .42 p = .000$ for indirect path) and the direct path ($\beta = .41, p = .000$), thus supporting H4 and H5.

Whilst there is a complementary mediation effect for brand performance, for industrial brand image only indirect paths are significant. For example, industrial brand image shows a full mediation on both brand loyalty and customer commitment (via brand trust) because only indirect paths are significant (Zhao *et al.*, 2010). For example industrial brand image \rightarrow brand trust \rightarrow brand loyalty ($\beta = .25, p = .000$ and $\beta = .72, p = .001$) and ($\beta = .25, p = .000$ and $\beta = .42, p = .001$), while insignificant, occurs on the direct path between industrial brand image \rightarrow brand loyalty ($\beta = .029, p = .76$) and industrial brand image \rightarrow customer commitment ($\beta = .06, p = .74$).

Full mediation thus occurs on one parameter namely, industrial brand image, while brand performance has both mediation effects (direct and indirect via brand trust). That is, (1) brand performance will affect brand loyalty and customer commitment both directly or indirectly via brand trust and (2) industrial brand image will affect brand loyalty and customer commitment only via brand trust, thus H6 and H7 are supported, and H3b and H3c

are not supported. Additionally, Zhao *et al.* (2010) emphasize that to determine the mediation, whether via regression or SEM, only indirect effects need to be significant (i.e., $a \times b$ is significant with c being insignificant), and full mediation occurs when the beta coefficient nears zero or is insignificant concerning the direct effect between X and Y when m (mediation) is introduced. Second, the magnitude of the indirect effect is given by the product of the standardized coefficients of the paths linking the two variables (Bentler, 1995). Table 3 below summarises the hypotheses' results, the direct and indirect parameter estimates.

< Insert Table 3 Here >

5. Discussion

5.1 Theoretical implications

This study has contributed to the literature in the following ways: (1) First, the extant research was studied, and with the exploration of the effect of brand attributes on brand trust, loyalty and commitment, we combined three bodies of literature: branding, buyer–seller relationship (relationship marketing), and trust in the context of B2B. In this vein, we studied the relative influence of both the intangible and tangible brand attributes. (2) Second, while prior research provides scarce empirical evidence to explain whether trust is an integral part of, or separate from brand equity (e.g., Ambler, 1997), we incorporated the trust construct and developed and tested a comprehensive brand equity model more systematically. We found that as customer commitment appeared as an outcome of brand equity and can be derived from the behavior of trust and loyalty. (3) Third, the study revealed a hierarchical relationship of both tangible and intangible equity sources and confirmed two fully mediating effects in the model, namely with brand trust as a mediator between industrial brand image, brand loyalty and commitment.

First, a key finding in this paper is that both tangible and intangible components appear to be equally important in explaining brand trust, however, the tangible aspect – brand performance – appears to explain even more. So, although industrial brand image is not a necessary condition for buyers' commitment, due to the insignificant relationship found herein, through brand trust, the industrial brand equity has been explained. Brand performance, referring to product and service quality, price, distribution and competence, is a clear touch point for differentiation and helps to explain the brand values including industrial brand image. We thus confirm that business-to-business purchase decision making is a rational process, where customers are less influenced by emotions (e.g. Bendixen *et al.*, 2004), extending the previous single dimensional approach that only explained a partial impact. By examining both brand associations in a comprehensive model, the study has helped to clarify industrial brand equity leading to clearer strategic corporate (industrial) brand positioning (Abratt and Kleyn, 2012; Chi-Shiun *et al.*, 2010).

For example, innovation, competence, and technical advancement are associated with HVAC, and featuring these elements will help firms find a source of brand differentiation in their branding strategies within this context. Featuring both *intangible* attributes (quality, reliability and performance) (Bendixen *et al.*, 2004) and *intangible* attributes (trustworthiness and expertise and corporate reputation) (Mudambi *et al.*, 1997) associate the firm as 'being a world class brand, technical leadership with a global presence' (Mudambi *et al.*, 1997), and can thus all help to contribute towards a successful differentiation strategy (Leek and Christodoulides, 2011). This is particularly important in a situation of stiff price competition. Lynch and de Chernatony (2004) recommends, for example, that B2B marketers establish their own brand identities and associate the brand with superior service. Additionally, Davis *et al.* (2008) explain, with reference to the B2B electrical type industry, that product brand tends to confuse the customer; instead, promoting a brand using a manufacturer's image

could be a better, more profitable strategy. Many firms should therefore portray a clear and distinctive image among their corporate customers as this enables those customers to recognize them easily. Such branding efforts should be of strategic value as they maintain sustainability, counter competitive pressure, and create competitive advantage (Roberts and Merrilees, 2007).

Second, this study has provided empirical evidence to support the conceptual notion of Ambler's work (1997) to integrate trust as the key relational variable in the brand equity construct. It was confirmed in the present context that trust may be viewed as an integral part of brand equity, and considered as vital in improving the customer-brand relationship (Han and Sung, 2008; Selnes, 1993). The theoretical model identified brand trust as a very important mediator to explain behavioral response (brand loyalty and customer commitment), and the inclusion of brand trust has appeared useful, particularly when identifying which element should be emphasized during industrial brand positioning in the industrial context. Both brand attributes – brand performance and industrial brand image – drive brand trust with brand performance demonstrating the strongest effect. Trust is thus integral to brand equity, and part of the buyer-seller relationship, as previously suggested by Ambler (1997). While there are already a few B2B industrial brand equity studies, they are mostly exploratory and limited in their generalizability (Leek and Christodoulides, 2011; Chi-Shiun *et al.*, 2010). Thus, the study verifies the role trust in the B2B sector and its importance to brand equity (Chi-Shiun *et al.*, 2010).

Third, the study's findings offer some insight into which brand attribute is considered to be more important in an industrial context, and simultaneously helps to address the issue concerning which emotional component to emphasize on when designing marketing strategies for industrial businesses. The current study has not only integrated the dimensions of brand performance and industrial brand image in a single model; it has also tested this

model in two different ways, namely with (1) the effect on brand trust (including dimensions that explain brand trust), and (2) the hierarchical/sequence effect between rational (cognitive) and affect (emotional). The study's framework on hierarchical effect has drawn from several scholars from consumer behavior, brand psychology theories (Agarwal and Malhotra, 2005; Franzen and Bouwmen, 2001) and antecedents and outcomes of corporate branding (Abratt and Kleyn, 2012; da Silva and Syed Alwi, 2008). While these scholars stress on the need to investigate the hierarchical effect on corporate brands (e.g., de Chernatony, 2002), the empirical result of testing these theoretical relationships in the corporate brand area has been limited, with most of the works' focus remaining conceptual in nature or as theoretical discussions. One of the key findings of this study is that industrial brand image is in fact the 'outcome' of brand performance (Lynch and de Chernatony, 2004). For example, product and service quality may possibly explain why both the innovative, technically advanced and reliable brand emerges, and the customer focused brand, while product quality, competence and effective distribution strategies may explain the way in which customers evaluate how reliable, experienced and well managed the brand is.

Finally, this study has extended the industrial sample into engineers, service businesses and contractors. Van Riel *et al.* (2005) explain that research is needed on the determinants of industrial brand equity for a broad range of industrial markets and different samples, not limited to merely engineers. Thus, this research has broadened the sampling scope by incorporating not only engineers but also other relevant and important segments. The study also explored industrial brands at a corporate brand level by incorporating elements of industrial brand image. In addition, within the limited extant B2B brand equity research, most works investigate the Western context (with the exception of Chi-Shiun *et al.*, 2010), making their generalization to Asian buying context doubtful. Additionally, Balmer and Liao (2007) explain that corporate brand differs geographically, as the degree of

importance attached to corporate branding varies as much between countries as it does between institutions; while Van Riel *et al.* (2005) points out that different types of brand possess specific or different types of equity, thus the industrial brand equity developed in this study is an example of another context relative to the existing work on corporate brand or product brand equity.

5.2 Managerial implications

For managers, it is important to understand the nature of industrial brands and the elements influencing them. Decision makers for business-to-business purchases are always rational, suggesting that functional benefits are always the main consideration for purchase decision making. Our research has confirmed this explanation by demonstrating that brand performance and price are more influential than brand image. Therefore, we suggest that marketing strategies for industrial brands shall be built around the functional benefits. Industrial brand equity is essential to guide effective industrial brand positioning and to increase the brand equity. As finding the unique feature of HVAC has been challenging, studying industrial brand equity by looking at both tangible and intangible attributes and relating it to brand trust, brand loyalty and commitment has shed light onto how long-term point of differentiation is achieved to ensure the corporate or industrial brand equity of the organization with its stakeholders (Hatch and Schultz, 2009; Rowley, 2004).

For example, the framework developed in this study helps the industrial brand to position itself at two different levels: at the product level, emphasizing on price and product quality, and at the corporate (industrial) level, featuring the competence, innovativeness and reliability of the brand. This is particularly relevant when buyers emphasize that trusting the brand is about a brand's or supplier's promises relating to values such as reliability and trustworthiness. Michell *et al.* (2001) explain that brands can be viewed as the promise to a

customer from a firm's members of the firm's standard. Most industrial branding portrays the brand at product level, and thus cannot address issues at the corporate brand level, where it is necessary to utilize a more abstract brand values such as brand image and brand trust to address issues pertaining to many groups of customers/stakeholders (Balmer and Gray, 2003). Industrial brand image is particularly useful in the HVAC context. As Keller (2000, p. 124) further explains, "the intangible corporate (industrial) image associations may provide valuable sources of brand equity and could serve as critical points-of-difference in terms of positioning with respect to competitive offers". As a result, a strong brand image may enable firm to charge premium prices, possess lower price elasticity, and provide a barrier to competition that can be difficult to imitate and extend a brand's life (Michell *et al.*, 2001).

Managers must however not forget the complementary roles of intangible attributes in industrial branding. Integrating emotive elements into the marketing plan will help boost business-to-business brands, and the study highlights the key role of trust in all aspects of industrial brand building, which seemingly combines varying rational and emotional influencers, considered important towards achieving a favorable buyer response. Carrier, one of the industrial air-conditioning system manufacturers under study, has successfully combined brand performance and brand image into its marketing campaign. Apart from promoting its products as performance products, Carrier also emphasizes the communication of its industrial experience and history with customers. In addition, managers should pay more attention to the effect brought about by price. Past research shows that price is an important element in brand and will affect the brand position of products. For example, Hinterhuber (2004) suggests that price is a cue of perceived quality for business-to-business products. Therefore, we suggest that price shall always be included in the strategic planning of business-to-business products and industrial brands, yet combined and balanced with other branding attributes and associations explored in the present study. Effective brand-price

positioning is proven to be beneficial to firms and extra revenue brought by proper pricing may be used to reinforce the brand image and brand performance (Wally *et al.*, 2007).

6. Conclusion and future research directions

The findings of this research provide insights to management personnel, system manufacturers and suppliers. Effective tactical approaches and brand strategies can be formulated via the information available from our research. Based on our framework, we report brand performance as the main generator of brand equity, while industrial brand image has little impact on brand equity. We also find brand trust is a strong mediator variable between both brand performance and industrial brand image, with brand loyalty and customer commitment. Although industrial brand image may not play a direct role as regards behavioral response, the construct is vital as, together with brand performance, it shapes brand trust.

We acknowledge some limitations in our research. These limitations must be overcome to improve the accuracy and validity in the interpretation of this study. The first limitation is related to the geographical distribution of respondents. Most of the respondents work for firms based in Selangor, Kuala Lumpur, Penang, and Johor Bahru. Although most of the important respondents come from these states, it is better to have geographically diversified respondents. Hence, the results may not be comprehensive enough to generalize to the whole industry. Therefore, increasing sampling to respondents from other states will increase the accuracy of the research. Second, there are many factors that can influence the importance of brand in the HVAC industry. However, only a few factors were selected based on the results of the pre-research interviews with several industrial HVAC system buyers. Their opinion only represents a fraction of the HVAC system buyers in the market. Some

important factors may be missing in this research. Therefore, this research still has room for improvement and a more comprehensive research to be done.

Further study is strongly recommended to examine the influence of brand performance elements individually (product quality, price, service quality, distribution and competence) as this is outside the scope of the current study. Additionally, we note that the study on brand image typically focuses on the customer's perception of a product. Firms are now moving towards corporate branding, where brand management is centered on the corporate image rather than individual image of the product. Hence, the corporate image will be given equal attention in future research.

References

- Aaker, D.A. (1991), *Managing brand equity: Capitalizing on the value of a brand name*, New York: The Free Press.
- Aaker, D.A. (1996), "Measuring brand equity across products and markets", *California Management Review*, Vol. 38 No. 3, pp. 102-120.
- Abratt, R. and Kleyn, N. (2012), "Corporate identity, corporate branding and corporate reputations: Reconciliation and integration", *European Journal of Marketing*, Vol. 46 No. 7/8, pp. 1048–1063.
- Ambler, T. (1997), "How much of brand equity is explained by trust?", *Management Decision*, Vol. 35 No. 4, pp. 283-292.
- Anderson, J.C. and Gerbing, D.W. (1988), "Structural equation modelling in practice: A review and recommended two-step approach", *Psychological Bulletin*, Vol. 103 No. 3, pp. 411-423.
- Antonelli, D. (2012), "6 Signs You Need To Refresh Your HVAC Logo & Brand", available at: <http://graphicd-signs.blogspot.co.uk/2012/08/6-signs-you-need-to-refresh-your-hvac.html> (accessed 25 April 2014).
- Agarwal, J. and Malhotra, N.K. (2005), "An integrated model of attitude and affect: Theoretical foundation and an empirical investigation", *Journal of Business Research*, Vol. 58 No. 4, pp. 483-493.
- Bagozzi, R.P. and Heatherton, T.F. (1994), "A general approach to representing multifaceted personality constructs: Application to state self-esteem", *Structural Equation Modelling*, Vol. 1 No. 1, pp. 35-67.
- Balmer, J.M.T., and Gray, E.R. (2003), "Corporate brands: What are they? What of them?", *European Journal of Marketing*, Vol. 37 No. 7/8, pp. 972-997.
- Balmer, J.M.T. and Liao, Mei-Na (2007), "Student corporate brand identification: An exploratory: Case study", *Corporate Communications: An International Journal*, Vol. 12 No. 4, pp. 356-375.
- Bandalos, D. L., and Finney, S. J. (2001), "Item parcelling issues in structural equation modelling", In G. A. Marcoulides and R. E. Schumacker (Eds.), *Advanced structural equation modeling: New developments and techniques*. Mahwah, NJ: Lawrence Erlbaum Associates, Inc.
- Baron, R.M. and Kenny, D.A. (1986), "The moderator-mediator variable distinction in social psychological research: Conceptual, Strategic and Statistical Considerations", *Journal of Personality and Social Psychology*, Vol. 51 No. 6, pp. 1173-1182.
- Bendixen, M., Bukasa, K.A. and Abratt, R. (2004), "Brand equity in the business-to-business market", *Industrial Marketing Management*, Vol. 33 No. 5, pp. 371-380.
- Bennett, R., Hartel, C.E.J. and McColl-Kennedy, J.R. (2004), "Experience as moderator of involvement and satisfaction on brand loyalty in a business-to-business setting", *Industrial Marketing Management*, Vol. 34 No. 1, pp. 97-107.
- Bentler, P.M. (1995), "On the fit of models to covariances and methodology", *Psychological Bulletin*, Vol. 112(3), pp. 400-404.
- Beverland, M., Napoli, J. and Yakimova, R. (2007), "Branding the business marketing offer : Exploring brand attributes in business markets", *Journal of Business and Industrial Marketing*, Vol. 22 No. 6, pp. 394-399.
- Byrne, M. B. (2001), *Structural Equation Modelling with AMOS: Basic concepts, applications and programming*, NJ, USA: Lawrence Erlbaum Associates.
- Chaudhuri, A., and Holbrook, M. B. (2001), "The chain of effects from brand trust and brand affect to brand performance: The role of brand loyalty", *Journal of Marketing*, Vol. 65 No. 2, pp. 81-93.

- Chi-Shiun, L., Chih-Jen, C., Chin-Fang, Y. and Da-Chang, P. (2010), "The effects of corporate social responsibility on brand performance: The mediating effect of industrial brand equity and corporate reputation", *Journal of Business Ethics* Vol. 95 No. 3, pp. 457–469
- Cox, W. (2013), "The Evolving Urban Form: Kuala Lumpur" available at: <http://www.newgeography.com/content/003395-the-evolving-urban-form-kuala-lumpur> (accessed: 20 October 2015)
- Cretu, A. E., and Brodie, R. J. (2007), "The influence of brand image and company reputation where manufacturers market to small firms: A customer value perspective", *Industrial Marketing Management*, Vol. 36 No. 2, pp. 230-240.
- Dacin, P.A. and Brown, T.J. (2006), "Corporate branding, identity, and customer response", *Journal of the Academy of Marketing Science*, Vol. 34 No. 2, pp. 95-98.
- Da Silva, R.V., and Syed Alwi, S.F. (2008), "Online brand attributes and offline corporate brand images: Do they differ?", *Corporate Reputation Review*, Vol. 10 No. 4, pp. 217-244.
- Davis, D. F., Golicic, S. L., and Marquardt, A. J. (2008), "Branding a B2B service: does a brand differentiate a logistics service provider?", *Industrial Marketing Management*, Vol. 37 No. 2, pp. 218-227.
- De Chernatony, L. (2002), "Would a brand smell any sweeter by a corporate name?", *Corporate Reputation Review*, Vol. 5 No. 2-3, pp. 114-132.
- Delgado-Ballester, E., & Munuera-Alemán, J.L. (2001), "Brand trust in the context of consumer loyalty", *European Journal of Marketing*, Vol. 35 No. 11-12, pp. 1238-1258.
- Dobni, D., and Zinkhan, G. M. (1990), "In search of brand image: a foundation analysis", *Advances in consumer research*, Vol. 17 No. 1, pp. 110-119.
- Dowling, G.R. (1986), "Managing your corporate images", *Industrial Marketing Management*, Vol.15 No. 2, pp. 109-115.
- Dwyer, F.R., Schurr, P.H. and Oh, S. (1987), "Developing buyer-seller relationships", *Journal of Marketing*, Vol. 51 No. 2, pp. 11-27.
- Franzen, G. and Bouwman, M. (2001), *The mental world of brands*, Oxfordshire, UK: World Advertising Research (WARC).
- Fornell, C. and Larcker, D.F. (1981), "Evaluating structural equation models with unobservable variables and measurement error", *Journal of Marketing Research*, Vol. 18 No. 1, pp. 39–50.
- Garbarino, E. and Johnson, M. S. (1999), "The different roles of satisfaction, trust, and commitment in customer relationships", *Journal of Marketing*, Vol. 63 No.2, pp. 70-87.
- Garver, M. S. and Mentzer, J.T. (1999), "Logistics research methods: Employing structural equation modelling to test for construct validity. *Journal of Business Logistics*, Vol. 20 No. 1, pp. 33-57.
- Geyskens, I., Steenkamp, J. B. E., Scheer, L. K., and Kumar, N. (1996), "The effects of trust and interdependence on relationship commitment: a trans-Atlantic study", *International Journal of Research in Marketing*, Vol. 13 No. 4, pp. 303-317.
- Gordon, G.L., Calantone, R.J. and Di Benedetto, C.A. (1993), "Brand equity in the business-to-business sector", *Journal of Product and Brand Management*, Vol. 2 No. 3, pp. 4-16.
- Han, S. L., and Sung, H. S. (2008), "Industrial brand value and relationship performance in business markets—A general structural equation model", *Industrial Marketing Management*, Vol. 37 No. 7, pp. 807-818.
- Hatch, M. J., and Schultz, M. (2009), "Of bricks and brands: From corporate to enterprise branding", *Organizational Dynamics*, Vol. 38 No. 2, pp. 117-130.
- Heide, J. B., and Weiss, A. M. (1995), "Vendor consideration and switching behavior for buyers in high-technology markets", *Journal of Marketing*, Vol. 59 No. 3, pp. 30-43.

- Heslop, L.A., Papadopoulos, N. and Bourk, M. (1998) "An inter-regional and inter-cultural perspective on subcultural differences in product evaluations", *Canadian Journal of Administrative Sciences*, Vol. 15 No. 5, pp. 113-127.
- Hinterhuber, A. (2004), "Towards value-based pricing—An integrative framework for decision making", *Industrial Marketing Management*, Vol. 33 No. 8, pp. 765-778.
- Hutton, J. G. (1997), "A study of brand equity in an organizational-buying context", *Journal of Product and Brand Management*, Vol. 6 No. 6, pp. 428-439.
- Keh, H. T., and Xie, Y. (2009), "Corporate reputation and customer behavioral intentions: The roles of trust, identification and commitment", *Industrial Marketing Management*, Vol. 38 No. 7, pp. 732-742.
- Keller, K.L. (2000), "Building and managing corporate brand equity", In Schultz, M.J. Hatch and M.H. Larsen, (Eds.) *The expressive organization: Linking identity, reputation, and the corporate brand* (pp.115-137), New York: Oxford University Press.
- Keller, K.L. (2008), *Strategic brand management: building, measuring, and managing brand equity*, 3rd Edition, New Jersey: Pearson International Edition.
- Kelloway, E.K. (1995), "Structural equation modelling in perspective", *Journal of Organisational Behaviour*, Vol. 16 No. 3, pp. 215-224.
- Kline, R. (1998), *Principles and practice of structural equation modelling*, New York: The Guildford Press.
- Kotler, P., and Pfoertsch, W. (2007), "Being known or being one of many: the need for brand management for business-to-business (B2B) companies", *Journal of Business & Industrial Marketing*, Vol. 22 No. 6, pp. 357-362.
- Kuhn, K. A. L., Alpert, F., and Pope, N. K. L. (2008), "An application of Keller's brand equity model in a B2B context", *Qualitative Market Research: An International Journal*, Vol. 11 No. 1, pp. 40-58.
- Kumar, N., Hibbard, J.D. and Stern, L.W. (1994), *The nature and consequences of marketing channel intermediary commitment*, Cambridge MA: Marketing Science Institute, pp. 94-115.
- Lehman, D.R. and Winer, R.S. (2005), *Product management*, 4th Edition, New York: McGraw-Hill.
- Leek, S., and Christodoulides, G. (2011), "A literature review and future agenda for B2B branding: Challenges of branding in a B2B context", *Industrial Marketing Management*, Vol. 40 No. 6, pp. 830-837.
- Liu, A. H., Leach, M. P., and Bernhardt, K. L. (2005), "Examining customer value perceptions of organizational buyers when sourcing from multiple vendors", *Journal of Business Research*, Vol. 58 No. 5, pp. 559-568.
- Long, S.J. (1983), *Confirmatory factor analysis: A preface to Lisrel*. Newbury Park, CA: Sage.
- Low, G. S., and Lamb Jr, C. W. (2000), "The measurement and dimensionality of brand associations", *Journal of Product & Brand Management*, Vol. 9 No. 6, pp. 350-370.
- Lynch, J., and De Chernatony, L. (2004), "The power of emotion: Brand communication in business-to-business markets", *Journal of Brand Management*, Vol. 11 No. 5, pp. 403-419.
- Melewar, T.C. and Nguyen, B. (2015), "Five Areas to Advance Branding Theory and Practice", *Journal of Brand Management*, Vol. 21 No. 9, pp. 758-769.
- Michell, P., King, J., and Reast, J. (2001), "Brand values related to industrial products", *Industrial Marketing Management*, 30 No. 5, pp. 415-425.
- Moorman, C., Zaltman, G., and Deshpande, R. (1992), "Relationships between providers and users of market research: The dynamics of trust", *Journal of Marketing Research*, Vol. 29 No. 3, pp. 314-328.

- Morgan, R. M., and Hunt, S. D. (1994), "The commitment-trust theory of relationship marketing", *Journal of Marketing*, Vol. 58 No. 3, pp. 20-38.
- Mudambi, S.M., Doyle, P. and Wong, V. (1997), "An exploration of branding in industrial market", *Industrial Marketing Management*, Vol. 26 No. 5, pp. 433-446.
- Mudambi, S. (2002), "Branding importance in business-to-business markets: Three buyer clusters", *Industrial Marketing Management*, Vol. 31 No. 6, pp. 525-533.
- Nguyen, B., Yu, X., Melewar, T.C., and Chen, J. (2015), "Brand Innovation and Social Media: Knowledge Acquisition From Social Media, Market Orientation, and the Moderating Role of Social Media Strategic Capability", *Industrial Marketing Management*. Doi: doi:10.1016/j.indmarman.2015.04.017
- Padgett, D. and Allen, D. (1997), "Communicating experiences: A narrative approach to creating service brand image", *Journal of Advertising*, Vol. 26 No. 4, pp. 49-62.
- Roberts J. and Merrilees B. (2007), "Multiple roles of brand in business-to-business services", *Journal of Business and Industrial Marketing*, Vol. 22 No. 6, pp. 410-417.
- Rowley, J. (2004), "Online branding", *Online Information Review*, Vol. 28 No. 2, pp. 131–138.
- Saunders, J.A., and Watt, F.A.W. (1979), "Do brand names differentiate identical products?", *Industrial Marketing Management*, Vol. 8 No. 2, pp. 114-123.
- Shaw, J., Giglierano, J., and Kallis, J. (1989), "Marketing complex technical products: the importance of intangible attributes", *Industrial Marketing Management*, Vol. 18 No. 1, pp. 45-53.
- Selnes, F. (1993), "An examination of the effect of product performance on brand reputation, satisfaction and loyalty", *European Journal of Marketing*, Vol. 27 No. 9, pp. 19-35.
- Steenkamp, J-B.E.M. and van Trijp, H.C.M. (1991), "The use of LISREL in validating marketing constructs", *International Journal of Research in Marketing*, Vol. 8 No. 4, pp. 283–299.
- Stern, B. Zinkhan, M.G. and Jaju, A. (2001), "Marketing images Construct definition, measurement issues, and theory development", *Marketing Theory*, Vol. 1 No. 2, pp. 201–224.
- Temporal, P. (2006), *B2B Branding in Malaysia: A guide to building successful business-to-business brands*, Malaysia: Kanyin Publications.
- De Ruyter, K., Moorman, L., and Lemmink, J. (2001), "Antecedents of commitment and trust in customer–supplier relationships in high technology markets", *Industrial Marketing Management*, Vol. 30 No. 3, pp. 271-286.
- Van Riel, A.C.R., Pahud de Mortanges, C. and Streukens, S. (2005), "Marketing antecedents of industrial brand equity: An empirical investigation in specialty chemicals", *Industrial Marketing Management*, Vol. 34 No. 8, pp. 841-847.
- Walley, K., Custance, P., Taylor, S., Lindgreen, A., and Hingley, M. (2007), "The importance of brand in the industrial purchase decision: a case study of the UK tractor market", *Journal of Business & Industrial Marketing*, Vol. 22 No. 6, pp. 383-393.
- West, S.G., Finch, J.F. and Curran, P.J. (1995), "Structural equation models – with non-normal variables: Problems and remedies", in *Structural equation modelling: Concepts, issues and applications*, Hoyle, R.H. (ed), Thousand Oaks, Sage, CA, pp. 56-75
- Zhao, X., Lynch J.G. Jr. and Chen, Q. (2010), "Reconsidering Baron and Kenny: Myths and Truths about Mediation Analysis", *Journal of Consumer Research*, Vol. 37 No. 2, pp. 197-206.

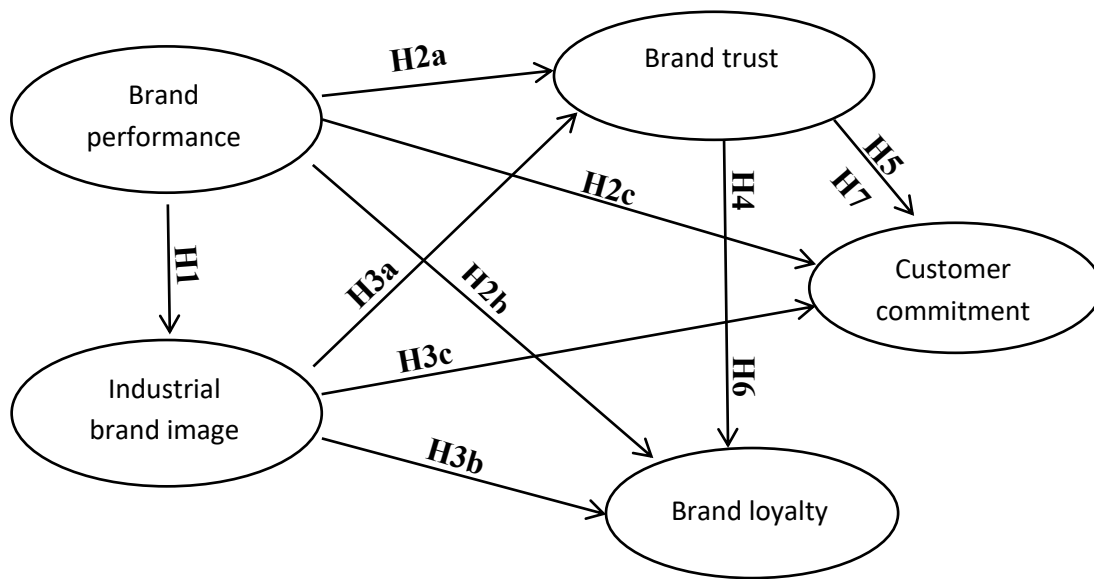
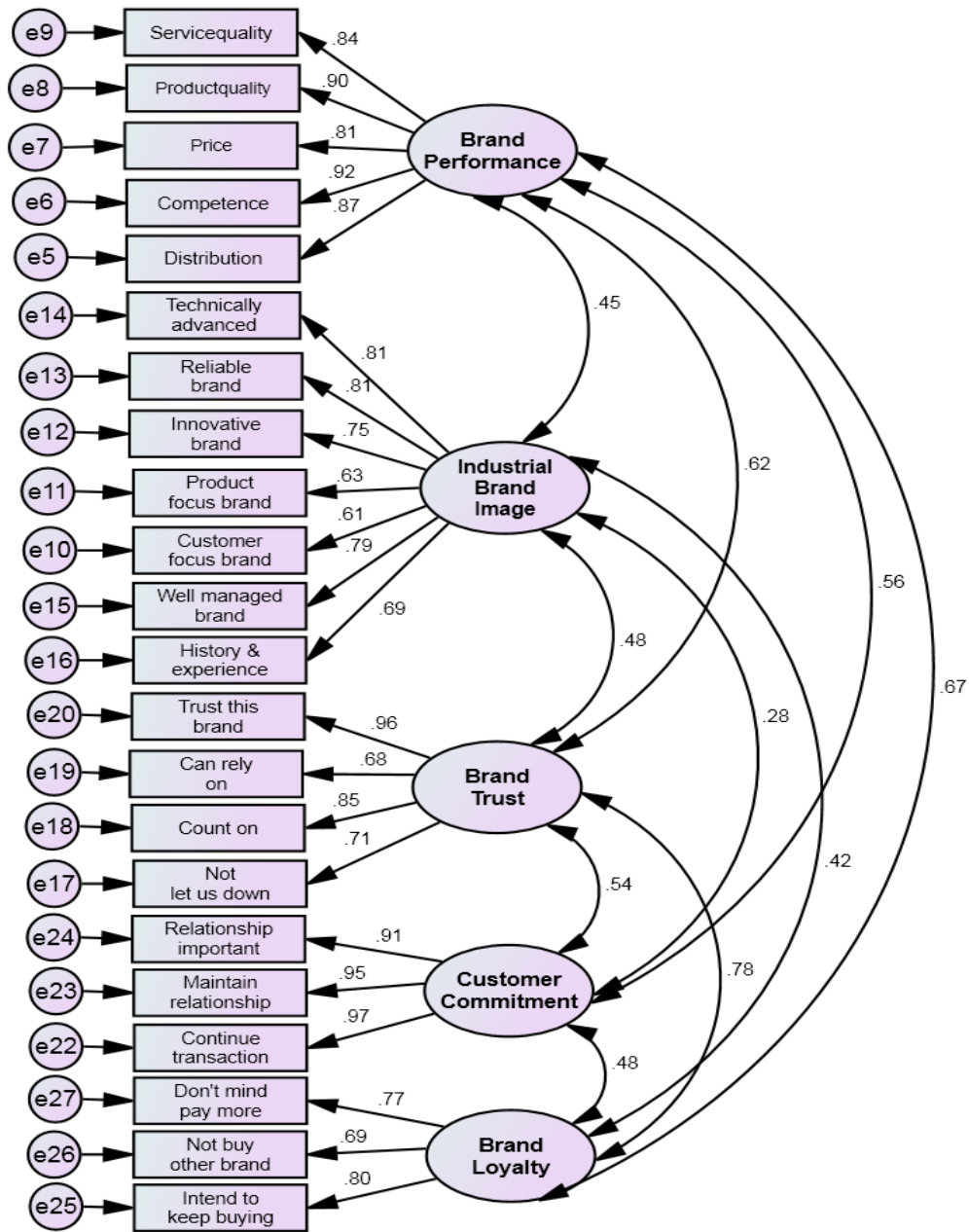
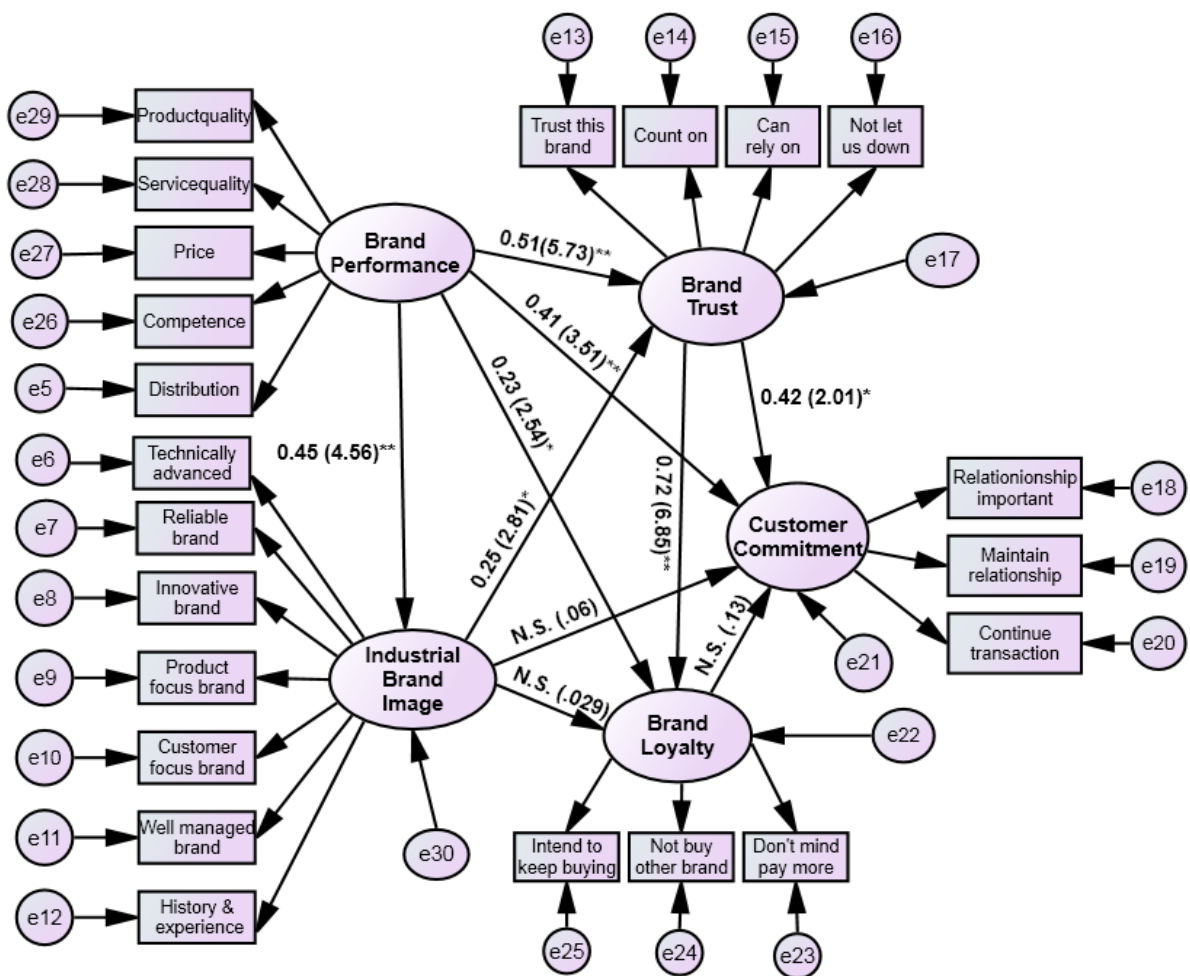


Fig. 1 Proposed conceptual model



Note: all loadings were significant at $p < .001$
Fig. 2: Step-one/the measurement model



Note: * indicate significant at $p < .005$ level. ** indicate significant at $p < .001$ level; NS indicates insignificant loadings

Fig. 3: Step-two the structural model with hypothesized parameter estimates.

Table 1
Business Nature of Respondents' Organization

Business Nature	Frequency
Contractors/property developers	33
Trading house	19
Consulting engineers/design engineers	35
Industrial plant/large commercial buyers	39
Total	126

Table 2
Zero-order correlations, composite reliability, Cronbach's alpha and AVE

	Brand performance	Industrial brand image	Brand trust	Brand loyalty	Customer commitment	Composite reliability	Cronbach alpha	AVE
Brand performance	1	.360**	.541**	.472**	.567**	0.94	.91	0.76
Industrial brand image	.360**	1	.425**	.346**	.335**	0.88	.88	0.52
Brand trust	.541**	.425**	1	.675**	.656**	0.88	.89	0.65
Brand loyalty	.472**	.346**	.675**	1	.569**	0.80	.80	0.57
Customer commitment	.567**	.335**	.656**	.569**	1	0.96	.86	0.89

*Note: ** Correlation is significant at the 0.01 level (2-tailed).*

Table 3 Hypotheses summary

Constructs/Hypotheses (Testing direct and indirect effects)	Direct Path Estimates	p	Indirect path estimates	Hypothesis Result
H1 Brand performance → industrial brand image	.45	.000		Supported
H2a Brand performance → brand trust	.51	.000		Supported
H2b Brand performance → brand loyalty	.23	.000		Supported
H2c Brand performance → customer commitment	.41	.000		Supported
H3a Industrial brand image → brand trust	.25	.001		Supported
H3b Industrial brand image → brand loyalty	.029	.766		Not supported
H3c Industrial brand image → customer commitment	.06	.744		Not supported
H4 Brand performance → brand trust → brand loyalty (indirect path) H2b Brand performance → brand loyalty (direct path) Note: Complementary (or partially) mediated occurs as both direct and indirect paths are significant (Zhao et. al., 2010)	.23	.000	Path 1: $\beta = .51$, $p = .000$ and Path 2: $\beta = .72$, $p = .000$	Supported
H5 Brand performance → brand trust → customer commitment (indirect path) <i>H2c Brand performance → customer commitment (direct path)</i> Note: Complementary (or partially) mediated occurs as both direct and indirect paths are significant (Zhao et. al., 2010)	.41	.000	Path 1: $\beta = .51$, $p = .000$ vs. Path 2: $\beta = .42$, $p = .000$	Supported
H6 Industrial brand image → brand trust → brand loyalty (indirect path) <i>H3b Industrial brand image → brand loyalty (direct path)</i> Note: Full mediation occurs as only indirect path is significant (Zhao et. al., 2010)	.029	.766	Path 1: $\beta = .25$, $p = .000$ vs. Path 2: $\beta = .72$, $p = .000$	Supported
H7 Industrial brand image → brand trust → customer commitment (indirect path) <i>H3c Industrial brand image → customer commitment (direct path)</i> Note: Full mediation occur as only indirect path is significant (Zhao et. al., 2010)	.06	.744	Path 1: $\beta = .18$, $p = .000$ vs. Path 2: $\beta = .76$, $p = .000$	Supported

Appendix A. The survey constructs and items

Construct	Item	Source
Brand Performance		
<i>Product quality</i>	Reliable brand	van Riel et al. (2005)
	Durable brand	Mudambi et al. (1997)
	Brand is consistent in quality	
	The brand is synonym to high quality product in overall	
<i>Service quality</i>	Satisfied with technical support	Cretu and Brodie (2007)
	Level of skill/expertise	Mudambi et al. (1997)
	Professional and helpful brand	
	Responsive to problem	
	Excellent service quality	
<i>Price</i>	Worth for what is paid for	Han and Sung (2008)
	Value for money	Liu et al. (2005)
	Reasonable price	Hinterhuber (2004)
	Great deal/discounted	
	Will pay more for the brand	
<i>Competence</i>	Tells exactly what product(s) will be supplied	Han and Sung (2008)
	Prompt and correct delivery	
	High quality products	
	Invests time and energy in R&D	
	Excellent supply management	
	Understand (client) needs	
<i>Distribution</i>	Convenient for customers to order	Mudambi et al. (1997)
	Available when needed	
	Able to meet (client) delivery request (lead time, delivery methods etc.)	
	Able to offer distribution channel(s) (buy direct, through dealer etc.)	
	Reliable distribution	
Industrial Brand Image	Technically advanced brand	Chi-Shiun et al. (2010)
	Reliable brand	Davis et al. (2008)
	Innovative brand	Cretu and Brodie (2007)
	Product-focus brand	Mudambi et al. (1997)
	Customer-focus brand	
	Well-managed brand	
	Rich in history and experience	
Brand Trust	Trustworthy	Han and Sung (2008)
	Can count on	Delgado-Ballester and Munuera-Alemán (2001)
	Reliable	Garbarino and Johnson (1999)
	Will not let down	
Brand Loyalty	Intend to keep buying the brand	Han and Sung (2008)
	Will not buy other brand despite other brand(s) are having trade promotions	van Riel et al. (2005)
	Do not mind to pay more to buy the brand	
	Will defend the brand from negative comment	
	Will recommend the brand to others who cannot decide which brand to buy	
Customer Commitment	Maintain committed in maintaining relationship with the brand	Han and Sung (2008)
	Feel that the relationship with the brand is important	van Riel et al. (2005)
	Plan to maintain relationship with the brand	
	Have intention to continue transaction in the industrial market with the brand	