

First measurement of the top quark pair production cross section in proton-proton collisions at $\sqrt{s} = 13.6$ TeV



The CMS collaboration

E-mail: cms-publication-committee-chair@cern.ch

ABSTRACT: The first measurement of the top quark pair ($t\bar{t}$) production cross section in proton-proton collisions at $\sqrt{s} = 13.6$ TeV is presented. Data recorded with the CMS detector at the CERN LHC in Summer 2022, corresponding to an integrated luminosity of 1.21 fb^{-1} , are analyzed. Events are selected with one or two charged leptons (electrons or muons) and additional jets. A maximum likelihood fit is performed in event categories defined by the number and flavors of the leptons, the number of jets, and the number of jets identified as originating from b quarks. An inclusive $t\bar{t}$ production cross section of 881 ± 23 (stat + syst) ± 20 (lumi) pb is measured, in agreement with the standard model prediction of 924^{+32}_{-40} pb.

KEYWORDS: Hadron-Hadron Scattering, Top Physics

ARXIV EPRINT: [2303.10680](https://arxiv.org/abs/2303.10680)

Contents

1	Introduction	1
2	The CMS detector and event reconstruction	2
3	Data and simulated samples	4
4	Event selection	5
5	Background estimation	6
6	Systematic uncertainties	10
7	Fit procedure and results	13
8	Summary	16
	The CMS collaboration	24

1 Introduction

After an extended period of scheduled maintenance and upgrades beginning in late 2018, the CERN LHC resumed data taking in July 2022, and now operates at the unprecedented proton-proton (pp) center-of-mass energy of 13.6 TeV. This paper presents the first measurement of the top quark pair ($t\bar{t}$) production cross section $\sigma_{t\bar{t}}$ at the new energy. Data corresponding to an integrated luminosity of 1.21 fb^{-1} collected by the CMS experiment in Summer 2022 are analyzed. The measurement marks the beginning of the third multi-year data-taking period of the LHC, which will provide data for new precision tests of the standard model (SM) of particle physics, allow for the continued exploration of the Higgs sector and of rare processes, and has the potential to reveal physics beyond the SM.

At the LHC, the $t\bar{t}$ production cross section has been measured from pp collisions by the ATLAS, CMS, and LHCb Collaborations at $\sqrt{s} = 5.02, 7, 8, \text{ and } 13 \text{ TeV}$ [1–18]. The measurements are in agreement with predictions at next-to-next-to-leading order (NNLO) in perturbative quantum chromodynamics (QCD), which include resummation of the next-to-next-to-leading-logarithmic (NNLL) soft-gluon terms using the TOP++ v2.0 program [19–25]. At $\sqrt{s} = 13.6 \text{ TeV}$, assuming a top quark mass of $m_t = 172.5 \text{ GeV}$, and using the PDF4LHC21 parton distribution function (PDF) set [26], a value of $\sigma_{t\bar{t}} = 924^{+32}_{-40} \text{ pb}$ is predicted, about 10% larger than the value at $\sqrt{s} = 13 \text{ TeV}$.

The measurement presented here provides a first test of whether $\sigma_{t\bar{t}}$ increases as expected at the new center-of-mass energy. Novel methods are used to cross-check the initial

calibration of the detector response to leptons and jets identified as originating from b quarks (b jets) using in situ constraints in a single fit to the $t\bar{t}$ data sample. The measurement also provides valuable information on the quality of the early 2022 data recorded by the CMS experiment, and allows for comparison to the Monte Carlo (MC) simulation. Although the overall configuration of the CMS detector is largely unchanged since 2018, numerous upgrades have been installed, necessitating careful validation of the new data.

Events are selected with two charged leptons (electrons or muons, referred to as ℓ) of opposite charge (dilepton channel) or with a single lepton (ℓ +jets channel). In both channels, the presence of hadronic jets is required, and the b jet identification improves the separation between signal and background events. Events are further separated into categories defined by the number and flavor of the leptons, and the number of jets and b jets. The cross section is then extracted from a profile maximum likelihood fit to the event yields in the various categories. In the fit, the combination of multiple event categories helps to constrain b jet and lepton identification efficiencies, together with the other systematic uncertainties. Tabulated results are provided in the HEPData record for this analysis [27].

2 The CMS detector and event reconstruction

The central feature of the CMS apparatus is a superconducting solenoid of 6 m internal diameter, providing a magnetic field of 3.8 T. Within the solenoid volume are a silicon pixel and strip tracker, a lead tungstate crystal electromagnetic calorimeter (ECAL), and a brass and scintillator hadron calorimeter (HCAL), each composed of a barrel and two endcap sections. The hadron forward (HF) calorimeter, made of steel and quartz-fibers, extends the pseudorapidity (η) coverage provided by the barrel and endcap detectors. Muons are measured in gas-ionization detectors embedded in the steel flux-return yoke outside the solenoid. A more detailed description of the CMS detector, together with a definition of the coordinate system used and the relevant kinematic variables, can be found in ref. [28].

Events of interest are selected using a two-tiered trigger system. The first level, composed of custom hardware processors, uses information from the calorimeters and muon detectors to select events at a rate of around 100 kHz within a fixed latency of about $4\ \mu\text{s}$ [29]. The second level, known as the high-level trigger (HLT), consists of a farm of processors running a version of the full event reconstruction software optimized for fast processing, and reduces the event rate to around 1 kHz before data storage [30].

Numerous upgrades and improvements to the subdetectors, readout electronics, trigger, data-acquisition, software, and offline computing systems were implemented before the start of the 2022 data taking. Notable examples include new silicon photomultipliers and readout electronics for the HCAL that allow for a finer granularity and longitudinal segmentation [31], the replacement of the innermost layer of the silicon pixel detector [32], the new hybrid CPU/GPU farm for the HLT [33], and rebuilt dedicated online luminosity monitors [34–36].

The global event reconstruction with the particle-flow (PF) algorithm [37] aims to reconstruct and identify each individual particle in an event, with an optimized combination of all subdetector information. In this process, the identification of the particle type

(photon, electron, muon, charged hadron, neutral hadron) plays an important role in the determination of the particle direction and energy. Photons are identified as ECAL energy clusters not linked to the extrapolation of any charged particle trajectory to the ECAL. Each electron is identified as a charged particle track associated with one or more ECAL energy clusters, some of which may arise from bremsstrahlung photons emitted along the electron path through the tracker material. Muons are identified as tracks in the central tracker consistent with either a track or several hits in the muon system, and associated with calorimeter deposits compatible with the muon hypothesis. Charged hadrons are identified as charged particle tracks neither identified as electrons, nor as muons. Finally, neutral hadrons are identified as HCAL energy clusters not linked to any charged hadron trajectory, or as a combined ECAL and HCAL energy excess with respect to the expected charged hadron energy deposit. The primary vertex (PV) is taken to be the vertex corresponding to the hardest scattering in the event, evaluated using tracking information alone, as described in section 9.4.1 of ref. [38].

For each event, hadronic jets are clustered from these reconstructed particles using the infrared- and collinear-safe anti- k_T algorithm [39, 40] with a distance parameter of 0.4. The jet momentum is determined as the vectorial sum of all particle momenta in the jet, and is found from simulation to be, on average, within 5–10% of the true momentum over the entire jet transverse momentum (p_T) range used in the analysis [41]. Additional pp interactions within the same or nearby bunch crossings, known as pileup, can contribute additional tracks and calorimetric energy depositions to the jet momentum. The pileup-per-particle identification algorithm (PUPPI) [42, 43] is used to mitigate the effect of pileup at the reconstructed-particle level, making use of local shape information, event pileup properties, and tracking information. A local shape variable is defined, which distinguishes between collinear and soft diffuse distributions of other particles surrounding the particle under consideration. The former is attributed to particles originating from the hard scatter and the latter to particles originating from pileup interactions. Charged particles identified as originating from pileup vertices are discarded. For each neutral particle, the local shape variable is computed using the surrounding charged particles compatible with the PV within the tracker acceptance ($|\eta| < 2.5$), and using all particles in the region outside the tracker coverage. The momenta of the neutral particles are then rescaled according to their probability to originate from the PV deduced from the local shape variable, eliminating the need for jet-based pileup corrections [42]. Corrections to the jet energy scale (JES) are derived from simulation to bring the measured response of jets to that of particle-level jets on average. In situ measurements of the momentum balance in dijet, γ +jet, Z+jet, and multijet events from data collected in 2022 are used to account for any residual differences in the JES between data and simulation [41, 44]. Additional selection criteria are applied to each jet to remove jets potentially dominated by anomalous contributions from various subdetector components or reconstruction failures [45].

3 Data and simulated samples

The data were recorded between 27 July and 03 August 2022 using a combination of single-lepton and dilepton triggers that identify leptons within $|\eta| < 2.5$. The single-lepton HLT selection requires the presence of an isolated electron (muon) reconstructed with $p_T > 32$ (24) GeV. The dilepton HLT selection requires the presence of two isolated electrons with $p_T > 23$ and 12 GeV, two isolated muons with $p_T > 17$ and 8 GeV, one isolated electron with $p_T > 23$ GeV and one isolated muon with $p_T > 8$ GeV, or one isolated muon with $p_T > 23$ GeV and one isolated electron with $p_T > 12$ GeV. The trigger efficiencies in data and simulation are determined in intervals of p_T and $|\eta|$ using a “tag-and-probe” method [46] on a sample of events with leptonically decaying Z bosons. The trigger efficiencies in simulation are corrected to match the data.

The CMS detector recorded 1.21 fb^{-1} of data during this time period that pass data quality requirements, yielding the data set used in this measurement. The integrated luminosity is measured using transverse energy deposits in the HF, which has been calibrated based on a preliminary analysis of the data recorded during the van der Meer scan program [47–49] performed in November 2022. The average number of pp interactions per bunch crossing in the data sample is around 40.

Simulated event samples, produced using MC event generators, are used to evaluate the signal selection efficiency and to predict the contributions from background processes. Events for the $t\bar{t}$ signal process, as well as for single top quark production in the t and tW channels, are simulated with the POWHEG v2 generator [50–52] at next-to-leading order in QCD. Top quark decays are simulated with POWHEG for the $t\bar{t}$ and tW -channel single top quark samples, and with MADSPIN [53] for the t -channel single top quark sample. Events for Z/γ^* and W boson production with up to four additional jets (Z +jets and W +jets) are simulated with the MADGRAPH5_aMC@NLO v2.6.5 generator [54] at leading order in QCD. Diboson production events (WW , WZ , and ZZ) are simulated with the PYTHIA 8.306 program [55] at leading order in QCD.

For all simulated samples, the proton structure in the matrix-element (ME) calculation is described with the NNPDF3.1 PDF set [56] at NNLO. The parton showering, hadronization, and underlying event are simulated using PYTHIA 8 with the CP5 tune [57]. For the samples simulated with POWHEG, the h_{damp} parameter, which regulates the parton shower (PS) matching scale, is set to $1.379m_t$ [57]. For the samples simulated with MADGRAPH5_aMC@NLO, the PS matching is performed with the MLM prescription [58]. The CMS detector response is simulated with the GEANT4 toolkit [59]. To model the effect of pileup, additional minimum bias interactions are superimposed on the simulated hard-scatter events, with a multiplicity matching that inferred from data.

All simulated samples are normalized to the product of the corresponding theoretical cross section and the integrated luminosity of the data sample. Top quark production cross sections are calculated assuming a top quark mass of $m_t = 172.5 \text{ GeV}$ and are evaluated using the PDF4LHC21 PDF set [26]. The $t\bar{t}$ signal samples are normalized to the NNLO+NNLL cross section of $924^{+32}_{-40} \text{ pb}$. Single top quark production in the t channel is normalized to the cross section calculated at NNLO in QCD with MCFM v10.1 [60], and

in the tW channel to the cross section calculated up to approximate next-to-NNLO corrections matched to complete NLO results in QCD, as described in ref. [61]. For W +jets and Z +jets production, cross sections have been calculated at NNLO in QCD with the DYTURBO v1.2 program [62], and for diboson production at next-to-leading order in QCD with MATRIX v2.1.0 [63].

4 Event selection

In the analysis, reconstructed electrons or muons are considered from the range $|\eta| < 2.4$. Electrons reconstructed with $1.44 < |\eta| < 1.57$, in the transition region between the barrel and endcap regions of the ECAL, are removed because of the suboptimal electron reconstruction in this region. We use additional identification (ID) criteria to identify “prompt” leptons originating from top quark decays at the PV and to reduce background contributions from “nonprompt” leptons, defined as any reconstructed lepton that does not match a true lepton produced in a hard scattering process at the PV. The latter category includes leptons from photon conversions, leptons from semileptonic decays of hadrons, and hadrons misidentified as leptons.

For electrons, we apply the “tight” working point of the cut-based ID criteria described in ref. [64]. These criteria include requirements on the shape of the electromagnetic shower in the ECAL, the matching between the track and the ECAL cluster, and the track quality. The muon ID criteria correspond to the “tight” working point described in ref. [65]. These include requirements on the quality and the matching of the tracks reconstructed in the inner tracker and in the muon detectors, and on the compatibility with originating from the PV.

The relative isolation variable is defined as the p_T sum of all reconstructed PF candidates (except the lepton itself) within a cone of fixed radius around the lepton direction, divided by the lepton p_T [37]. The cone radius is defined in terms of the separation variable $\Delta R = \sqrt{(\Delta\eta)^2 + (\Delta\phi)^2}$, where $\Delta\eta$ and $\Delta\phi$ are the η and azimuthal angle differences. For electrons, the ID criteria in ref. [64] include a requirement on the relative isolation calculated with $\Delta R < 0.3$. For muons, we apply the “tight” requirement from ref. [65] on the relative isolation calculated with $\Delta R < 0.4$. In both cases, corrections for the contributions from pileup particles to the isolation sum are applied [64, 65].

Jets with $p_T > 30$ GeV and $|\eta| < 2.4$ are selected for this analysis, and are required to be separated from any selected lepton by $\Delta R > 0.4$. The DEEPJET algorithm [66–68], trained on simulated events at $\sqrt{s} = 13$ TeV, is used for the identification of b jets (“ b tagging”). We apply a working point with an observed selection efficiency for b quark jets of more than 80%, and a misidentification rate for c quark jets (light quark and gluon jets) of around 17 (2)%, as determined in simulated $t\bar{t}$ events.

For the ℓ +jets channel, events are selected by requiring exactly one lepton with $p_T > 35$ GeV in order to match the single-electron trigger threshold. Events with additional leptons with $p_T > 10$ GeV are removed. At least three jets are required, with either one or two jets passing the b tagging requirements. The selected events in the ℓ +jets channel are divided into the two flavor categories: e +jets and μ +jets.

In the dilepton channel, events are selected by requiring exactly two leptons of opposite charge and at least one jet. The highest p_T (“leading”) and second-highest p_T lepton are each required to have $p_T > 35$ GeV. Events with additional lepton candidates of $p_T > 10$ GeV are removed. We further require that the invariant mass $m_{\ell\ell}$ of the two leptons is larger than 20 GeV to remove background contributions from low-mass resonances. The selected events in the dilepton channel are divided into the three flavor categories: $e^\pm\mu^\mp$, e^+e^- , and $\mu^+\mu^-$.

In the e^+e^- and $\mu^+\mu^-$ channels, the reconstructed $m_{\ell\ell}$ is required to differ from the Z boson mass $m_Z = 91.2$ GeV [69] by more than 15 GeV, in order to suppress background contributions from Z+jets production. In these channels it is also required that at least one of the selected jets is identified as a b jet.

The five flavor categories are further divided by the number of selected b jets. For the e^+e^- , $\mu^+\mu^-$, e+jets, and μ +jets events, two categories each are formed with exactly one or exactly two b jets. For the $e^\pm\mu^\mp$ channel, three categories are formed with zero, exactly one, or exactly two b jets. A total of 11 event categories are obtained, which are further subdivided by the total number of jets yielding 40 bins to be considered in the maximum likelihood fit.

5 Background estimation

Background contributions after the event selection arise from single top quark (t channel and tW , collectively referred to as “single t ”), Z+jets, W+jets, and diboson production. They are estimated using simulated event samples. Additional contributions arise from SM events composed uniquely of jets produced through the strong interaction, referred to as QCD multijet events, which are estimated using control regions (CRs) in data. The resulting agreement between data and simulation, prior to performing the fit, is shown in figures 1–3. Efficiency corrections related to b jet identification, as determined in the fit and described in sections 6–7, are applied to the simulation in these figures. The largest background contributions are single- t production in the $e^\pm\mu^\mp$ channel, Z+jets production in the e^+e^- and $\mu^+\mu^-$ channels, and QCD multijet events in the ℓ +jets channels.

The predicted background from Z+jets production depends strongly on the number of b jets passing the selection, but the distribution of additional b jets is not always well-modeled in simulation. To account for this, a method based on control samples in data is used to determine the best normalization for the Z+jets sample after event selection. A CR consisting of dilepton events with $|m_{\ell\ell} - m_Z| < 15$ GeV is studied following the methods of ref. [70].

QCD multijet events contribute to the ℓ +jets final state because of the presence of nonprompt leptons, whereas their contribution is negligible in the dilepton channels. We estimate the QCD multijet background in the ℓ +jets channel from two orthogonal CRs in data. First, we select events with leptons that fail the relative isolation requirement while still passing all other ID requirements, and use this region to derive a shape template for the QCD contribution. We then define a second CR consisting of ℓ +jets events with only one selected jet, which must be identified as a b jet. From this CR, we determine the

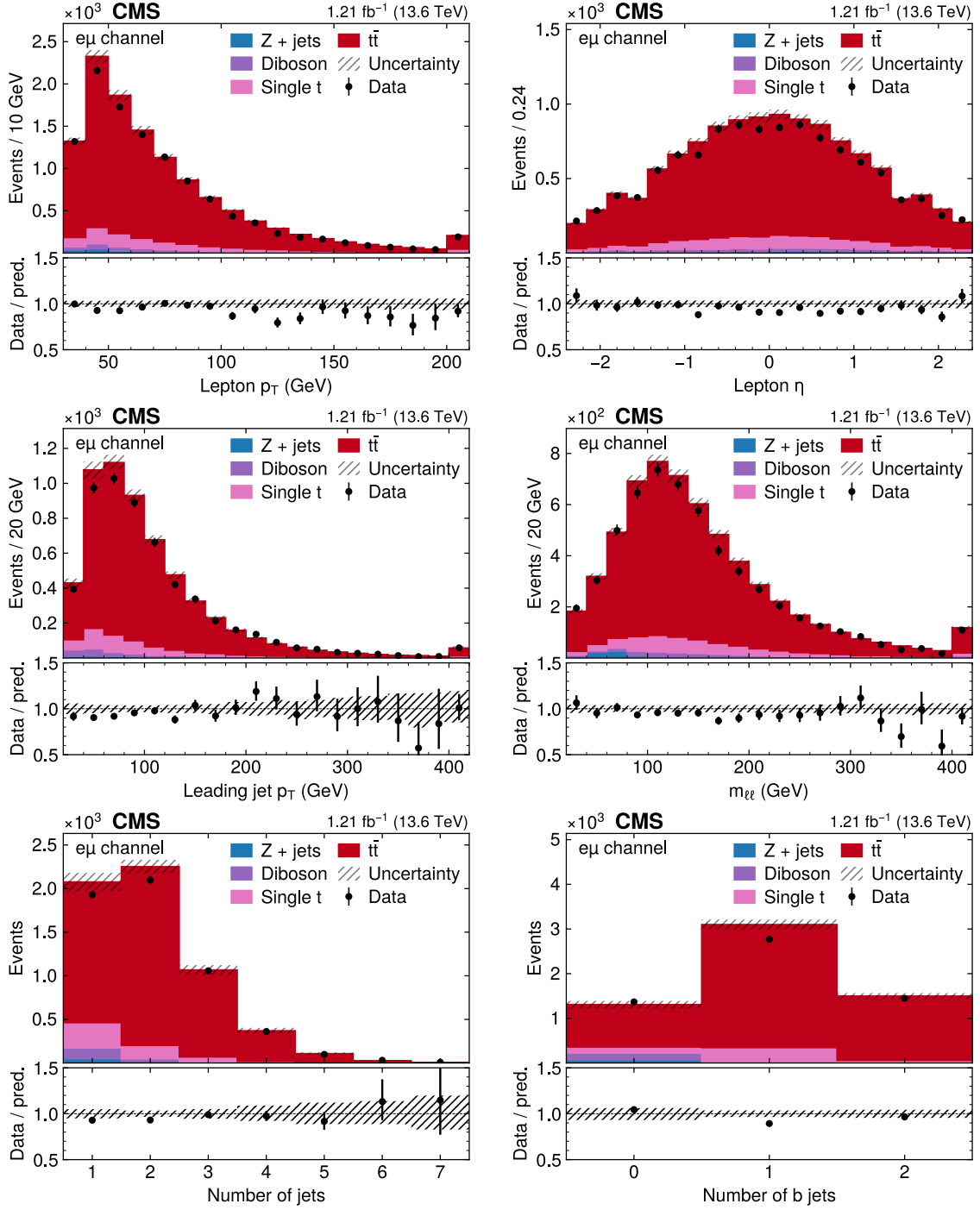


Figure 1. Comparison of the number of observed (points) and predicted (filled histograms) events in the $e^\pm\mu^\mp$ channel. The distributions of the p_T (upper left) and η (upper right) of both leptons, the leading jet p_T (middle left), $m_{\ell\ell}$ (middle right), and the number of jets (lower left) and b jets (lower right) are displayed. The predictions are normalized using the measured integrated luminosity and predicted cross sections, and are scaled by the b jet scale factors as obtained from the fit. The vertical bars on the points represent the statistical uncertainties in the data, and the hatched bands the systematic uncertainty in the predictions, including the integrated luminosity. The last bins include the overflow contributions. In the lower panels, the ratio of the event yields in data to the sum of predicted signal and background yields is presented.

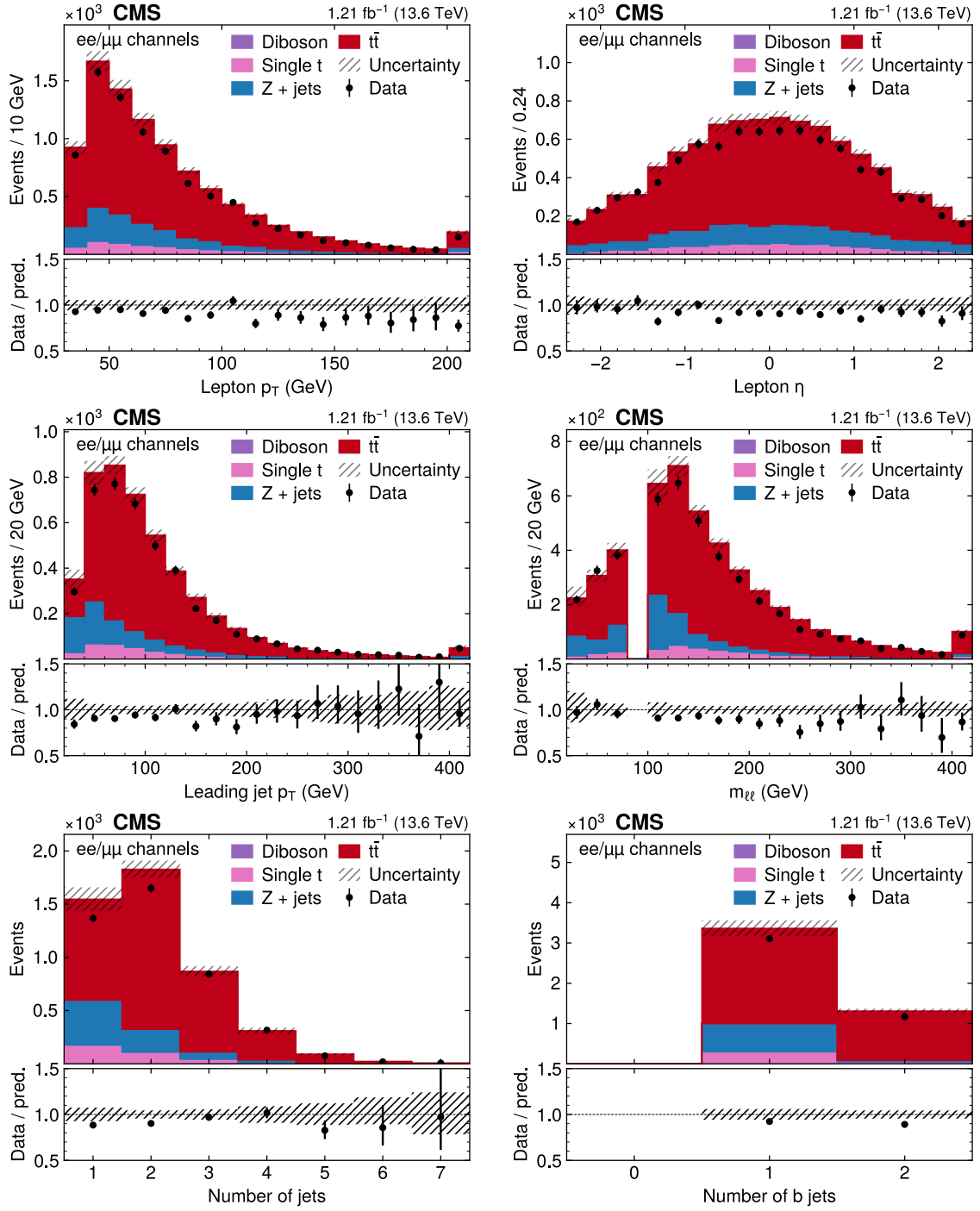


Figure 2. The number of observed and predicted events in the e^+e^- and $\mu^+\mu^-$ channel are presented in the same manner as figure 1.

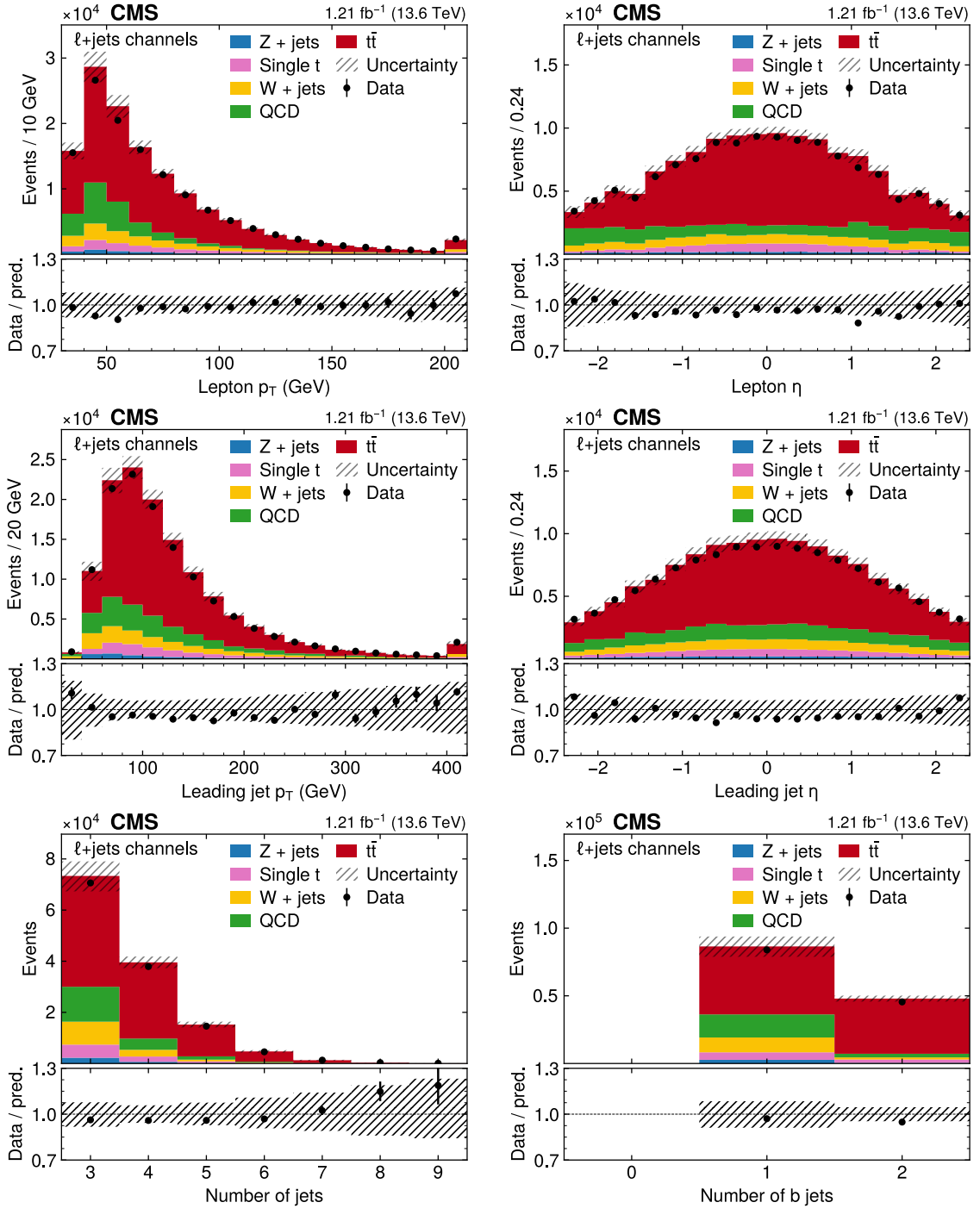


Figure 3. The number of observed and predicted events in the ℓ +jets channel are presented in the same manner as figure 1, except that the middle-right plot shows the η of the leading jet instead.

normalization of the shape template (coarsely binned in lepton p_T and $|\eta|$) by measuring the ratio of event counts passing or failing the relative lepton isolation requirement. The resulting estimation of QCD multijet contributions leads to good agreement with the data, as shown in figure 3.

6 Systematic uncertainties

Nuisance parameters are used to describe the systematic uncertainties in the fit procedure, described in section 7. For each uncertainty source, the simulated event samples are used to construct corresponding template histograms that describe the expected signal and background distributions for a given nuisance parameter variation. In the fit of the templates to the data, the best values for the parameter of interest (which is $\sigma_{t\bar{t}}$) and all nuisance parameters are determined simultaneously.

Lepton ID efficiencies are derived as functions of lepton $|\eta|$, p_T , and flavor using the tag-and-probe method in a Z +jets-enriched CR. Scale factors are applied to simulated event samples to match the efficiencies in data, and the uncertainties on these scale factors are included as nuisance parameters. As small differences in lepton isolation requirement performance have been observed related to the total number of jets per event, an additional uncertainty of 1.0 (0.5)% is added to the electron (muon) ID scale factor uncertainties to account for the difference in average jet multiplicity between Z +jets and $t\bar{t}$ events. Apart from the uncertainty in the integrated luminosity, the uncertainties on the lepton ID efficiency constitute the largest source of systematic uncertainty.

As a cross-check of these scale factors, a profile maximum likelihood fit is performed with lepton ID efficiencies integrated over the full range of reconstructed lepton kinematics and treated as free parameters in the fit. Since the lepton p_T and η selection criteria are identical across all event categories, scale factors for these integrated efficiencies can be applied to each channel based solely on lepton multiplicity. These scale factors can then be constrained by the combination of multiple decay channels, provided that the events are not further separated in a way that breaks the approximate independence of the lepton ID efficiency. The likelihood fit is then able to determine overall lepton efficiency scale factors with an uncertainty of 2%, and we observe that the scale factors from tag-and-probe measurements in Z +jets events agree within this uncertainty. Although this cross-check ultimately determines the scale factors with less precision, it demonstrates that such scale factors can in principle be derived purely in situ, taking advantage of multiple decay channels with carefully-designed event selection.

Similarly to the lepton ID efficiencies, scale factors for single-lepton trigger efficiencies are measured with the tag-and-probe method in a Z +jets-enriched CR and applied to the simulated event samples. The uncertainty in the trigger efficiency scale factors is less than 1%, though some dependence on the total number of jets per event has been observed. To account for differences in average jet multiplicity between Z +jets and $t\bar{t}$ events, an additional uncertainty of 1.0 (0.5)% is considered on single electron (muon) triggers. The uncertainty in the dilepton trigger efficiency is negligible due to offline lepton p_T requirements that are much larger than the trigger requirements.

The impact of the JES uncertainties is estimated by varying the jet momenta within 26 different uncertainty sources, following the methods described in ref. [41]. Of these, 17 are found to be nonnegligible and are included in the fit. To verify the recent jet energy calibration of the CMS detector, global JES scale factors are derived within the analysis in a coarse binning of p_T and $|\eta|$, using the reconstructed invariant mass distributions of hadronically decaying W bosons in the ℓ +jets channels. This cross-check is designed to be sensitive to any major disagreements in the JES between data and simulation affecting the selected events. Fitting the shift of the reconstructed W boson mass yields JES factors within 1.5% of unity, a discrepancy well-covered by the included uncertainties.

For the determination of the b tagging efficiencies, multinomial probabilities are used to describe the expected number of events for both signal and background samples depending on the number of b jets at generator level. The b tagging efficiency is allowed to vary as a free parameter. This in situ approach takes advantage of constraints arising from the categorization into events with 0, 1, or 2 b jets [9]. The misidentification rate of light and c quark jets as b jets is described in a similar way. It is allowed to vary within 10% from that observed in simulation, and variation beyond this level is not found to affect the measurement outcome or sensitivity.

Differences in the pileup distribution between simulation and data are corrected by reweighting the simulation using weights binned in three different variables: the number of reconstructed vertices, the mean energy density calculated from the tracker alone, and the mean energy density calculated from the calorimeter alone. The average of the three weights is used for the nominal pileup distribution, and the difference from the result using only the number of reconstructed vertices is used to estimate the uncertainty.

The uncertainty in the calibration of the integrated luminosity measurement, following the procedures described in ref. [49], is estimated to be 2.1%. The largest contributions are from the factorization bias, which arises in the van der Meer method from the assumption that the transverse luminous area factorizes in the x and y coordinates, and from residual beam position deviations. Good agreement in the absolute scale is found between the independently calibrated luminosity measurements, and the integrated luminosity measured with the HF and the silicon pixel detector agrees to a level of better than 0.8%. Taking additional contributions due to residual differences in the time-stability and linearity between the luminosity detectors into account, the total uncertainty in the integrated luminosity is estimated to be 2.3%. A cross-check of the integrated luminosity using the yield of reconstructed Z bosons decaying into pairs of muons [71], corrected for efficiencies and normalized to the fiducial cross section prediction calculated at NNLO with next-to-NLL corrections applied, shows good agreement as well. The integrated luminosity uncertainty is not included in the fit, but treated as an external uncertainty and added in quadrature afterwards. The impact of varying the normalization of the backgrounds estimated from simulation by the integrated luminosity uncertainty was found to be negligible.

The uncertainty related to higher-order terms in the ME calculation is modeled by varying the renormalization and factorization scales, indicated as μ_R and μ_F , in the generator. These are varied by factors of two up and down, independently and simultaneously, but avoiding cases where $\mu_R/\mu_F = 0.25$ or 4 [72]. In order to remove effects on the cross

sections of signal and background processes while still considering possible acceptance effects, each variation is normalized to preserve the respective nominal sample cross section before any event selection. The ME scale variations are performed for the $t\bar{t}$, single- t , Z +jets, and W +jets samples, and treated as uncorrelated between the processes.

The uncertainty due to the matching of the ME to the PS simulation is estimated by varying the h_{damp} parameter in POWHEG, as described in ref. [73]. The impact of the PS scale uncertainty is estimated by independently varying the initial- and final-state radiation scales by a factor of two up and down.

The PDF uncertainty is estimated by reweighting the simulated samples to match 100 different PDF replicas in the NNPDF3.1 set, following the PDF4LHC recommendations [74]. The uncertainty from the choice of the value of the strong coupling constant α_S is estimated by an analogous reweighting. Similarly to the ME uncertainties, these variations are normalized to match the respective nominal sample content before event selection. They are then summed in quadrature to create a single uncertainty shape template.

It has been shown in differential measurements of $\sigma_{t\bar{t}}$ at $\sqrt{s} = 13$ TeV that the p_T distribution of the top quark is softer than predicted by the POWHEG simulation used for our $t\bar{t}$ signal sample [75–77]. Because of this, an additional uncertainty is estimated by reweighting the top quark p_T of the simulation to a fixed-order calculation at NNLO in QCD and electroweak contributions [78]. The resulting nuisance parameter is one-sided by definition.

Normalization uncertainties are included in the background estimates to account for uncertainty in the cross section values, and for effects of systematic uncertainties whose shape templates are prone to large statistical fluctuations due to low event counts. Uncertainties of 30% are assigned to the Z +jets, W +jets, diboson, and QCD multijet backgrounds, all of which have little impact on the fit, and of 15% to the tW and t -channel single- t backgrounds, based on the precision of experimental measurements [79–85] and consistent with the treatment in previous $t\bar{t}$ measurements [9, 86, 87]. The normalization uncertainty on the QCD multijet background is treated independently for events with non-prompt electrons and those with nonprompt muons, as the two distributions are derived by comparison with distinct sideband CRs. In addition, bin-by-bin statistical uncertainties are applied to the signal and background processes using the method given in ref. [88]. These are minuscule for the simulated backgrounds but not negligible for the nonprompt background since it is estimated from data CRs with limited event counts.

To evaluate the approximate effect of a given source of uncertainty on the overall measurement precision, the fit (described in section 7) is repeated with the associated nuisance parameter(s) frozen at the best-fit value(s). The total resulting fit uncertainty is then subtracted in quadrature from that of the full measurement, yielding an approximate value for the uncertainty contribution of the individual source. In the special case of statistical uncertainty, the fit is repeated with all nuisance parameters frozen at their best-fit values and the resulting uncertainty is taken to be that arising purely from statistical effects. The information from these fits is summarized in table 1.

Source	Uncertainty (%)
Lepton ID efficiencies	1.6
Trigger efficiency	0.3
JES	0.6
b tagging efficiency	1.1
Pileup reweighting	0.5
ME scale, $t\bar{t}$	0.5
ME scale, backgrounds	0.2
ME/PS matching	0.1
PS scales	0.3
PDF and α_S	0.3
Top quark p_T	0.5
tW background	0.7
t -channel single-t background	0.4
Z+jets background	0.3
W+jets background	<0.1
Diboson background	0.6
QCD multijet background	0.3
Statistical uncertainty	0.5
Combined uncertainty	2.5
Integrated luminosity	2.3

Table 1. Summary of the sources of uncertainty in the $\sigma_{t\bar{t}}$ measurement. The relative uncertainty values are approximate and given without their correlations. The statistical uncertainty includes contributions from both the signal and control regions. The combined uncertainty includes correlations between sources. The integrated luminosity uncertainty is listed separately.

7 Fit procedure and results

In addition to the categorization by the lepton flavor and number, as well as the b jet multiplicity, events are further binned by the number of jets. The agreement in these bins, after performing the final event selection and background estimation, is shown in the upper plot of figure 4.

A profile maximum likelihood fit is performed to determine the best values of $\sigma_{t\bar{t}}$ and of the nuisance parameters, and to assign the measured uncertainty, following the procedure described in section 3.2 of ref. [89]. In the fit, statistical fluctuations follow a Poisson distribution, while uncertainties affecting solely the normalization of the samples are modeled with log-normal distributions. For all other nuisance parameters, shape templates are generated to model the effect on the expected bin content when each parameter is varied by one standard deviation from the best estimated nominal value. Each such parameter is assigned a term in the likelihood function following a Gaussian distribution, while a

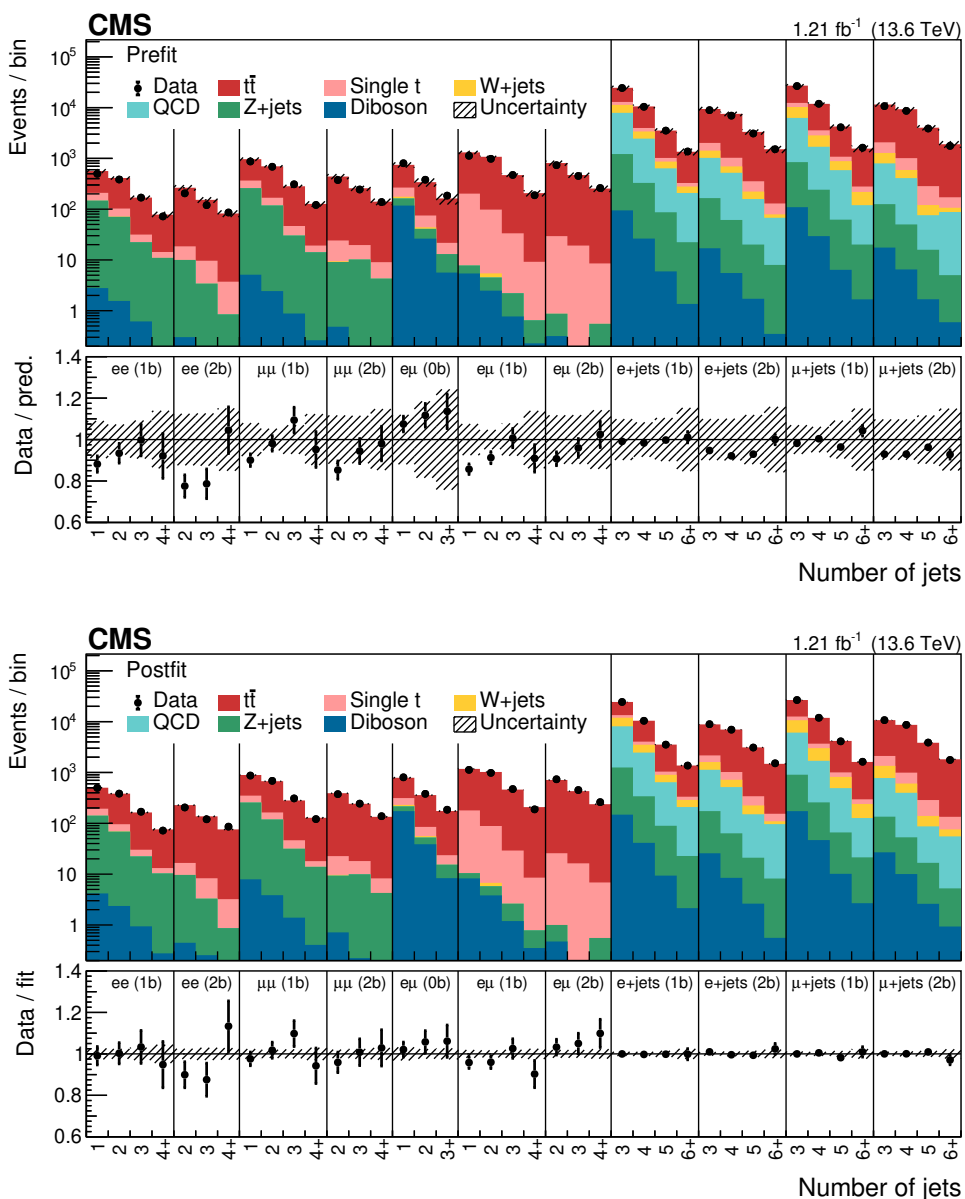


Figure 4. Comparison of the number of observed (points) and predicted (filled histograms) events in the final analysis binning. The predictions are shown before (upper) and after (lower) fitting the model to the data. The lower panel of each plot displays the ratio of the event yields in data to the sum of predicted signal and background yields. The vertical bars on the points represent the statistical uncertainties in the data, while the hatched bands represent the systematic uncertainty in the predictions, excluding the integrated luminosity. No b jet efficiency scale factors are applied in the upper plot, and no systematic uncertainty entering into the hatched bands is intended to cover these factors, which are free parameters in the fit.

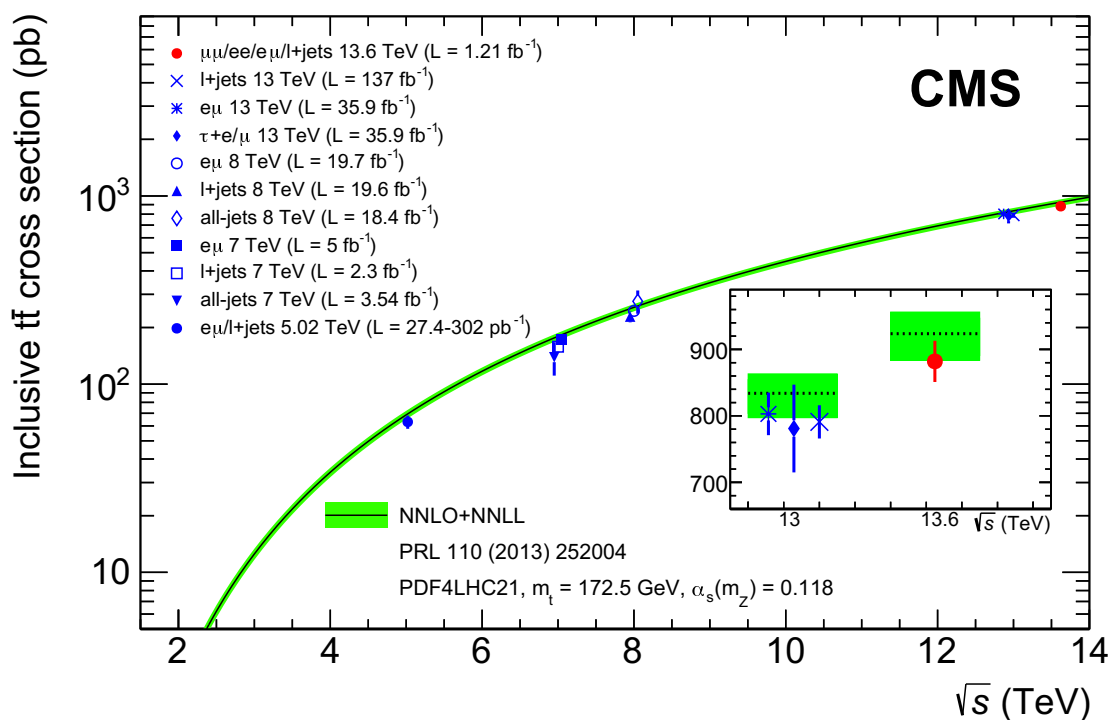


Figure 5. The $t\bar{t}$ cross section as a function of \sqrt{s} , as obtained in this analysis (red filled circle) and in previous measurements by the CMS experiment [1, 3–5, 9, 10, 13, 14] (blue markers), with vertical bars on the markers indicating the total uncertainty in the measurements. Points corresponding to measurements at the same \sqrt{s} are horizontally shifted for better visibility. The SM prediction at NNLO+NNLL precision [23] using the PDF4LHC21 PDF set [26] and values of $m_t = 172.5 \text{ GeV}$ and $\alpha_s(m_Z) = 0.118$ is shown with a black line and green uncertainty bands. An enlarged inset is included to highlight the difference between 13 and 13.6 TeV predictions and results.

morphing function interpolates the discrete shape templates to define a smooth mapping from the value of the Gaussian random variable to the expected bin content.

The result of the fit is shown in the lower plot of figure 4. Considering only the statistical uncertainty in the data, the agreement between the data and prediction in the final analysis binning is greatly improved. An important contribution to that effect is the estimation of the b tagging efficiency in the fit. The uncertainties are greatly reduced due to additional constraints of the nuisance parameters as well as correlations between them.

The inclusive $t\bar{t}$ cross section is measured to be $881 \pm 23 \text{ (stat+syst)} \pm 20 \text{ (lumi)} \text{ pb}$. This result is in good agreement with the SM prediction of $924_{-40}^{+32} \text{ pb}$, where the quoted uncertainty accounts for scale variations and the PDF choice. In figure 5, the result from this measurement, with the integrated luminosity uncertainty added in quadrature to the combined uncertainty from the fit, is shown together with several measurements performed at other center-of-mass energies, along with a global comparison to the SM prediction.

The $t\bar{t}$ signal simulation used in the measurement was generated using $m_t = 172.5 \text{ GeV}$. To assess the dependence of the measured cross section on the mass used in the simulation

through acceptance effects, the fit is repeated for different simulation samples with masses differing by ± 3 GeV. We find that for an increase (decrease) of m_t by its current experimental uncertainty of 0.3 GeV [69], the measured $t\bar{t}$ cross section decreases (increases) by 0.3%.

An independent cross section measurement is performed using an event-counting method restricted to events containing an opposite-sign $e^\pm\mu^\mp$ pair and at least two jets. This strategy follows closely the methods of ref. [86], and can also be compared to event counting measurements found in refs. [5, 9, 87]. With this alternative approach, the cross section is measured to be 888 ± 34 (stat+syst) ± 20 (lumi) pb. While the two approaches share event selection and lepton ID scale factors, the latter approach is completely independent of the b tagging performance and does not use information from the jet multiplicity distribution beyond the initial selection requirement of at least two selected jets.

8 Summary

The first measurement of the top quark pair ($t\bar{t}$) production cross section in proton-proton collisions at $\sqrt{s} = 13.6$ TeV is presented. Data recorded with the CMS detector in Summer 2022, corresponding to an integrated luminosity of 1.21 fb^{-1} , are analyzed. Events are selected with one or two charged leptons (electrons or muons) and additional jets. A profile maximum likelihood fit is performed on categories defined by the number and flavors of the leptons, the total number of jets, and the number of jets identified as originating from b quarks. The fit is used to constrain the uncertainties in the b tagging efficiencies and lepton selection efficiencies. Novel cross-checks are performed on the selected $t\bar{t}$ data sample to verify the lepton selection efficiencies, as well as the jet energy scale, while the cross section result itself is verified by an independent event counting approach in the $e^\pm\mu^\mp$ channel. An inclusive $t\bar{t}$ production cross section of 881 ± 23 (stat+syst) ± 20 (lumi) pb is measured, in agreement with the standard model prediction of 924^{+32}_{-40} pb.

Acknowledgments

We congratulate our colleagues in the CERN accelerator departments for the excellent performance of the LHC and thank the technical and administrative staffs at CERN and at other CMS institutes for their contributions to the success of the CMS effort. In addition, we gratefully acknowledge the computing centres and personnel of the Worldwide LHC Computing Grid and other centres for delivering so effectively the computing infrastructure essential to our analyses. Finally, we acknowledge the enduring support for the construction and operation of the LHC, the CMS detector, and the supporting computing infrastructure provided by the following funding agencies: BMBWF and FWF (Austria); FNRS and FWO (Belgium); CNPq, CAPES, FAPERJ, FAPERGS, and FAPESP (Brazil); MES and BNSF (Bulgaria); CERN; CAS, MoST, and NSFC (China); MINCIENCIAS (Colombia); MSES and CSF (Croatia); RIF (Cyprus); SENESCYT (Ecuador); MoER, ERC PUT and ERDF (Estonia); Academy of Finland, MEC, and HIP (Finland); CEA

and CNRS/IN2P3 (France); BMBF, DFG, and HGF (Germany); GSRI (Greece); NKFIH (Hungary); DAE and DST (India); IPM (Iran); SFI (Ireland); INFN (Italy); MSIP and NRF (Republic of Korea); MES (Latvia); LAS (Lithuania); MOE and UM (Malaysia); BUAP, CINVESTAV, CONACYT, LNS, SEP, and UASLP-FAI (Mexico); MOS (Montenegro); MBIE (New Zealand); PAEC (Pakistan); MES and NSC (Poland); FCT (Portugal); MESTD (Serbia); MCIN/AEI and PCTI (Spain); MOSTR (Sri Lanka); Swiss Funding Agencies (Switzerland); MST (Taipei); MHESI and NSTDA (Thailand); TUBITAK and TENMAK (Turkey); NASU (Ukraine); STFC (United Kingdom); DOE and NSF (U.S.A.).

Individuals have received support from the Marie-Curie programme and the European Research Council and Horizon 2020 Grant, contract Nos. 675440, 724704, 752730, 758316, 765710, 824093, 884104, and COST Action CA16108 (European Union); the Leventis Foundation; the Alfred P. Sloan Foundation; the Alexander von Humboldt Foundation; the Belgian Federal Science Policy Office; the Fonds pour la Formation à la Recherche dans l'Industrie et dans l'Agriculture (FRIA-Belgium); the Agentschap voor Innovatie door Wetenschap en Technologie (IWT-Belgium); the F.R.S.-FNRS and FWO (Belgium) under the “Excellence of Science – EOS” – be.h project n. 30820817; the Beijing Municipal Science & Technology Commission, No. Z191100007219010; the Ministry of Education, Youth and Sports (MEYS) of the Czech Republic; the Hellenic Foundation for Research and Innovation (HFRI), Project Number 2288 (Greece); the Deutsche Forschungsgemeinschaft (DFG), under Germany’s Excellence Strategy – EXC 2121 “Quantum Universe” – 390833306, and under project number 400140256 - GRK2497; the Hungarian Academy of Sciences, the New National Excellence Program - ÚNKP, the NKFIH research grants K 124845, K 124850, K 128713, K 128786, K 129058, K 131991, K 133046, K 138136, K 143460, K 143477, 2020-2.2.1-ED-2021-00181, and TKP2021-NKTA-64 (Hungary); the Council of Science and Industrial Research, India; the Latvian Council of Science; the Ministry of Education and Science, project no. 2022/WK/14, and the National Science Center, contracts Opus 2021/41/B/ST2/01369 and 2021/43/B/ST2/01552 (Poland); the Fundação para a Ciência e a Tecnologia, grant CEECIND/01334/2018 (Portugal); the National Priorities Research Program by Qatar National Research Fund; MCIN/AEI/10.13039/501100011033, ERDF “a way of making Europe”, and the Programa Estatal de Fomento de la Investigación Científica y Técnica de Excelencia María de Maeztu, grant MDM-2017-0765 and Programa Severo Ochoa del Principado de Asturias (Spain); the Chulalongkorn Academic into Its 2nd Century Project Advancement Project, and the National Science, Research and Innovation Fund via the Program Management Unit for Human Resources & Institutional Development, Research and Innovation, grant B05F650021 (Thailand); the Kavli Foundation; the Nvidia Corporation; the SuperMicro Corporation; the Welch Foundation, contract C-1845; and the Weston Havens Foundation (U.S.A.).

Open Access. This article is distributed under the terms of the Creative Commons Attribution License ([CC-BY 4.0](https://creativecommons.org/licenses/by/4.0/)), which permits any use, distribution and reproduction in any medium, provided the original author(s) and source are credited.

References

- [1] CMS collaboration, *Measurement of the $t\bar{t}$ production cross section in the all-jet final state in pp collisions at $\sqrt{s} = 7$ TeV*, *JHEP* **05** (2013) 065 [[arXiv:1302.0508](#)] [[INSPIRE](#)].
- [2] ATLAS collaboration, *Measurement of the $t\bar{t}$ production cross-section using $e\mu$ events with b-tagged jets in pp collisions at $\sqrt{s} = 7$ and 8 TeV with the ATLAS detector*, *Eur. Phys. J. C* **74** (2014) 3109 [*Addendum ibid.* **76** (2016) 642] [[arXiv:1406.5375](#)] [[INSPIRE](#)].
- [3] CMS collaboration, *Measurement of the $t\bar{t}$ production cross section in the all-jets final state in pp collisions at $\sqrt{s} = 8$ TeV*, *Eur. Phys. J. C* **76** (2016) 128 [[arXiv:1509.06076](#)] [[INSPIRE](#)].
- [4] CMS collaboration, *Measurements of the $t\bar{t}$ production cross section in lepton+jets final states in pp collisions at 8 TeV and ratio of 8 to 7 TeV cross sections*, *Eur. Phys. J. C* **77** (2017) 15 [[arXiv:1602.09024](#)] [[INSPIRE](#)].
- [5] CMS collaboration, *Measurement of the t-bar production cross section in the e-mu channel in proton-proton collisions at $\sqrt{s} = 7$ and 8 TeV*, *JHEP* **08** (2016) 029 [[arXiv:1603.02303](#)] [[INSPIRE](#)].
- [6] ATLAS collaboration, *Measurement of the $t\bar{t}$ production cross section in the τ + jets final state in pp collisions at $\sqrt{s} = 8$ TeV using the ATLAS detector*, *Phys. Rev. D* **95** (2017) 072003 [[arXiv:1702.08839](#)] [[INSPIRE](#)].
- [7] ATLAS collaboration, *Measurement of the inclusive and fiducial $t\bar{t}$ production cross-sections in the lepton+jets channel in pp collisions at $\sqrt{s} = 8$ TeV with the ATLAS detector*, *Eur. Phys. J. C* **78** (2018) 487 [[arXiv:1712.06857](#)] [[INSPIRE](#)].
- [8] LHCb collaboration, *Measurement of forward top pair production in the dilepton channel in pp collisions at $\sqrt{s} = 13$ TeV*, *JHEP* **08** (2018) 174 [[arXiv:1803.05188](#)] [[INSPIRE](#)].
- [9] CMS collaboration, *Measurement of the $t\bar{t}$ production cross section, the top quark mass, and the strong coupling constant using dilepton events in pp collisions at $\sqrt{s} = 13$ TeV*, *Eur. Phys. J. C* **79** (2019) 368 [[arXiv:1812.10505](#)] [[INSPIRE](#)].
- [10] CMS collaboration, *Measurement of the top quark pair production cross section in dilepton final states containing one τ lepton in pp collisions at $\sqrt{s} = 13$ TeV*, *JHEP* **02** (2020) 191 [[arXiv:1911.13204](#)] [[INSPIRE](#)].
- [11] ATLAS collaboration, *Measurements of top-quark pair single- and double-differential cross-sections in the all-hadronic channel in pp collisions at $\sqrt{s} = 13$ TeV using the ATLAS detector*, *JHEP* **01** (2021) 033 [[arXiv:2006.09274](#)] [[INSPIRE](#)].
- [12] ATLAS collaboration, *Measurement of the $t\bar{t}$ production cross-section in the lepton+jets channel at $\sqrt{s} = 13$ TeV with the ATLAS experiment*, *Phys. Lett. B* **810** (2020) 135797 [[arXiv:2006.13076](#)] [[INSPIRE](#)].
- [13] CMS collaboration, *Measurement of differential $t\bar{t}$ production cross sections in the full kinematic range using lepton+jets events from proton-proton collisions at $\sqrt{s} = 13$ TeV*, *Phys. Rev. D* **104** (2021) 092013 [[arXiv:2108.02803](#)] [[INSPIRE](#)].
- [14] CMS collaboration, *Measurement of the inclusive $t\bar{t}$ production cross section in proton-proton collisions at $\sqrt{s} = 5.02$ TeV*, *JHEP* **04** (2022) 144 [[arXiv:2112.09114](#)] [[INSPIRE](#)].

- [15] ATLAS and CMS collaborations, *Combination of inclusive top-quark pair production cross-section measurements using ATLAS and CMS data at $\sqrt{s} = 7$ and 8 TeV*, *JHEP* **07** (2023) 213 [[arXiv:2205.13830](#)] [[INSPIRE](#)].
- [16] ATLAS collaboration, *Measurement of the $t\bar{t}$ production cross-section in pp collisions at $\sqrt{s} = 5.02$ TeV with the ATLAS detector*, *JHEP* **06** (2023) 138 [[arXiv:2207.01354](#)] [[INSPIRE](#)].
- [17] ATLAS collaboration, *Measurement of the inclusive $t\bar{t}$ production cross section in the lepton+jets channel in pp collisions at $\sqrt{s} = 7$ TeV with the ATLAS detector using support vector machines*, [arXiv:2212.00571](#) [[INSPIRE](#)].
- [18] ATLAS collaboration, *Inclusive and differential cross-sections for dilepton $t\bar{t}$ production measured in $\sqrt{s} = 13$ TeV pp collisions with the ATLAS detector*, *JHEP* **07** (2023) 141 [[arXiv:2303.15340](#)] [[INSPIRE](#)].
- [19] M. Cacciari et al., *Top-pair production at hadron colliders with next-to-next-to-leading logarithmic soft-gluon resummation*, *Phys. Lett. B* **710** (2012) 612 [[arXiv:1111.5869](#)] [[INSPIRE](#)].
- [20] P. Bärnreuther, M. Czakon and A. Mitov, *Percent Level Precision Physics at the Tevatron: First Genuine NNLO QCD Corrections to $q\bar{q} \rightarrow t\bar{t} + X$* , *Phys. Rev. Lett.* **109** (2012) 132001 [[arXiv:1204.5201](#)] [[INSPIRE](#)].
- [21] M. Czakon and A. Mitov, *NNLO corrections to top-pair production at hadron colliders: the all-fermionic scattering channels*, *JHEP* **12** (2012) 054 [[arXiv:1207.0236](#)] [[INSPIRE](#)].
- [22] M. Czakon and A. Mitov, *NNLO corrections to top pair production at hadron colliders: the quark-gluon reaction*, *JHEP* **01** (2013) 080 [[arXiv:1210.6832](#)] [[INSPIRE](#)].
- [23] M. Czakon, P. Fiedler and A. Mitov, *Total Top-Quark Pair-Production Cross Section at Hadron Colliders Through $O(\alpha_s^4)$* , *Phys. Rev. Lett.* **110** (2013) 252004 [[arXiv:1303.6254](#)] [[INSPIRE](#)].
- [24] S. Catani et al., *Top-quark pair hadroproduction at next-to-next-to-leading order in QCD*, *Phys. Rev. D* **99** (2019) 051501 [[arXiv:1901.04005](#)] [[INSPIRE](#)].
- [25] M. Czakon and A. Mitov, *Top++: A program for the calculation of the top-pair cross-section at hadron colliders*, *Comput. Phys. Commun.* **185** (2014) 2930 [[arXiv:1112.5675](#)] [[INSPIRE](#)].
- [26] PDF4LHC WORKING GROUP collaboration, *The PDF4LHC21 combination of global PDF fits for the LHC Run III*, *J. Phys. G* **49** (2022) 080501 [[arXiv:2203.05506](#)] [[INSPIRE](#)].
- [27] CMS collaboration, *First measurement of the top quark pair production cross section in proton-proton collisions at $\sqrt{s} = 13.6$ TeV*, <https://www.hepdata.net/record/ins2648595> [[DOI:10.17182/HEPDATA.135832](#)].
- [28] CMS collaboration, *The CMS Experiment at the CERN LHC*, 2008 *JINST* **3** S08004 [[INSPIRE](#)].
- [29] CMS collaboration, *Performance of the CMS Level-1 trigger in proton-proton collisions at $\sqrt{s} = 13$ TeV*, 2020 *JINST* **15** P10017 [[arXiv:2006.10165](#)] [[INSPIRE](#)].
- [30] CMS collaboration, *The CMS trigger system*, 2017 *JINST* **12** P01020 [[arXiv:1609.02366](#)] [[INSPIRE](#)].
- [31] J. Mans et al., *CMS Technical Design Report for the Phase 1 Upgrade of the Hadron Calorimeter*, CERN-LHCC-2012-015 (2012).

- [32] CMS collaboration, *Performance of the CMS phase-1 pixel detector with Run 3 data*, [CMS-DP-2022-047](#) (2022).
- [33] CMS collaboration, *Commissioning CMS online reconstruction with GPUs*, [CMS-DP-2023-004](#) (2022).
- [34] CMS BRIL collaboration, *The Pixel Luminosity Telescope: a detector for luminosity measurement at CMS using silicon pixel sensors*, *Eur. Phys. J. C* **83** (2023) 673 [[arXiv:2206.08870](#)] [[INSPIRE](#)].
- [35] CMS collaboration, *Run 3 luminosity measurements with the Pixel Luminosity Telescope*, *PoS ICHEP2022* (2022) 936 [[INSPIRE](#)].
- [36] CMS collaboration, *Upgraded CMS Fast Beam Condition Monitor for LHC Run 3 Online Luminosity and Beam Induced Background Measurements*, *JACoW IBIC2022* (2022) 540 [[INSPIRE](#)].
- [37] CMS collaboration, *Particle-flow reconstruction and global event description with the CMS detector*, *2017 JINST* **12** P10003 [[arXiv:1706.04965](#)] [[INSPIRE](#)].
- [38] D. Contardo et al., *Technical Proposal for the Phase-II Upgrade of the CMS Detector*, [CERN-LHCC-2015-010](#) (2015) [[DOI:10.17181/CERN.VU8I.D59J](#)].
- [39] M. Cacciari, G.P. Salam and G. Soyez, *The anti- k_t jet clustering algorithm*, *JHEP* **04** (2008) 063 [[arXiv:0802.1189](#)] [[INSPIRE](#)].
- [40] M. Cacciari, G.P. Salam and G. Soyez, *FastJet user manual*, *Eur. Phys. J. C* **72** (2012) 1896 [[arXiv:1111.6097](#)] [[INSPIRE](#)].
- [41] CMS collaboration, *Jet energy scale and resolution in the CMS experiment in pp collisions at 8 TeV*, *2017 JINST* **12** P02014 [[arXiv:1607.03663](#)] [[INSPIRE](#)].
- [42] CMS collaboration, *Pileup mitigation at CMS in 13 TeV data*, *2020 JINST* **15** P09018 [[arXiv:2003.00503](#)] [[INSPIRE](#)].
- [43] D. Bertolini, P. Harris, M. Low and N. Tran, *Pileup per particle identification*, *JHEP* **10** (2014) 059 [[arXiv:1407.6013](#)] [[INSPIRE](#)].
- [44] CMS collaboration, *Jet Energy Scale and Resolution Measurements Using Prompt Run3 Data Collected by CMS in the First Months of 2022 at 13.6 TeV*, [CMS-DP-2022-054](#) (2022).
- [45] CMS collaboration, *Jet algorithms performance in 13 TeV data*, [CMS-PAS-JME-16-003](#), CERN, Geneva (2017).
- [46] CMS collaboration, *Measurements of inclusive W and Z cross sections in pp collisions at $\sqrt{s} = 7$ TeV*, *JHEP* **01** (2011) 080 [[arXiv:1012.2466](#)] [[INSPIRE](#)].
- [47] S. van der Meer, *Calibration of the effective beam height in the ISR*, [CERN-ISR-PO-68-31](#), CERN, Geneva (1968).
- [48] P. Grafström and W. Kozanecki, *Luminosity determination at proton colliders*, *Prog. Part. Nucl. Phys.* **81** (2015) 97 [[INSPIRE](#)].
- [49] CMS collaboration, *Precision luminosity measurement in proton-proton collisions at $\sqrt{s} = 13$ TeV in 2015 and 2016 at CMS*, *Eur. Phys. J. C* **81** (2021) 800 [[arXiv:2104.01927](#)] [[INSPIRE](#)].
- [50] S. Frixione, P. Nason and G. Ridolfi, *A positive-weight next-to-leading-order Monte Carlo for heavy flavour hadroproduction*, *JHEP* **09** (2007) 126 [[arXiv:0707.3088](#)] [[INSPIRE](#)].


- [51] S. Frixione, P. Nason and C. Oleari, *Matching NLO QCD computations with parton shower simulations: the POWHEG method*, *JHEP* **11** (2007) 070 [[arXiv:0709.2092](#)] [[INSPIRE](#)].
- [52] S. Alioli, P. Nason, C. Oleari and E. Re, *A general framework for implementing NLO calculations in shower Monte Carlo programs: the POWHEG BOX*, *JHEP* **06** (2010) 043 [[arXiv:1002.2581](#)] [[INSPIRE](#)].
- [53] P. Artoisenet, R. Frederix, O. Mattelaer and R. Rietkerk, *Automatic spin-entangled decays of heavy resonances in Monte Carlo simulations*, *JHEP* **03** (2013) 015 [[arXiv:1212.3460](#)] [[INSPIRE](#)].
- [54] J. Alwall et al., *The automated computation of tree-level and next-to-leading order differential cross sections, and their matching to parton shower simulations*, *JHEP* **07** (2014) 079 [[arXiv:1405.0301](#)] [[INSPIRE](#)].
- [55] T. Sjöstrand et al., *An introduction to PYTHIA 8.2*, *Comput. Phys. Commun.* **191** (2015) 159 [[arXiv:1410.3012](#)] [[INSPIRE](#)].
- [56] NNPDF collaboration, *Parton distributions from high-precision collider data*, *Eur. Phys. J. C* **77** (2017) 663 [[arXiv:1706.00428](#)] [[INSPIRE](#)].
- [57] CMS collaboration, *Extraction and validation of a new set of CMS PYTHIA8 tunes from underlying-event measurements*, *Eur. Phys. J. C* **80** (2020) 4 [[arXiv:1903.12179](#)] [[INSPIRE](#)].
- [58] J. Alwall et al., *Comparative study of various algorithms for the merging of parton showers and matrix elements in hadronic collisions*, *Eur. Phys. J. C* **53** (2008) 473 [[arXiv:0706.2569](#)] [[INSPIRE](#)].
- [59] GEANT4 collaboration, *GEANT4 — a simulation toolkit*, *Nucl. Instrum. Meth. A* **506** (2003) 250 [[INSPIRE](#)].
- [60] J. Campbell, T. Neumann and Z. Sullivan, *Single-top-quark production in the t-channel at NNLO*, *JHEP* **02** (2021) 040 [[arXiv:2012.01574](#)] [[INSPIRE](#)].
- [61] N. Kidonakis and N. Yamanaka, *Higher-order corrections for tW production at high-energy hadron colliders*, *JHEP* **05** (2021) 278 [[arXiv:2102.11300](#)] [[INSPIRE](#)].
- [62] S. Camarda et al., *DYTurbo: Fast predictions for Drell-Yan processes*, *Eur. Phys. J. C* **80** (2020) 251 [*Erratum ibid.* **80** (2020) 440] [[arXiv:1910.07049](#)] [[INSPIRE](#)].
- [63] M. Grazzini, S. Kallweit and M. Wiesemann, *Fully differential NNLO computations with MATRIX*, *Eur. Phys. J. C* **78** (2018) 537 [[arXiv:1711.06631](#)] [[INSPIRE](#)].
- [64] CMS collaboration, *Electron and photon reconstruction and identification with the CMS experiment at the CERN LHC*, *2021 JINST* **16** P05014 [[arXiv:2012.06888](#)] [[INSPIRE](#)].
- [65] CMS collaboration, *Performance of the CMS muon detector and muon reconstruction with proton-proton collisions at $\sqrt{s} = 13$ TeV*, *2018 JINST* **13** P06015 [[arXiv:1804.04528](#)] [[INSPIRE](#)].
- [66] CMS collaboration, *Identification of heavy-flavour jets with the CMS detector in pp collisions at 13 TeV*, *2018 JINST* **13** P05011 [[arXiv:1712.07158](#)] [[INSPIRE](#)].
- [67] CMS collaboration, *Performance of the DeepJet b tagging algorithm using 41.9/fb of data from proton-proton collisions at 13 TeV with Phase 1 CMS detector*, *CMS-DP-2018-058* (2018).
- [68] E. Bols et al., *Jet flavour classification using DeepJet*, *2020 JINST* **15** P12012 [[arXiv:2008.10519](#)] [[INSPIRE](#)].

- [69] PARTICLE DATA GROUP collaboration, *Review of Particle Physics*, *PTEP* **2022** (2022) 083C01 [INSPIRE].
- [70] CMS collaboration, *Search for dark matter particles produced in association with a top quark pair at $\sqrt{s} = 13$ TeV*, *Phys. Rev. Lett.* **122** (2019) 011803 [arXiv:1807.06522] [INSPIRE].
- [71] CMS collaboration, *Luminosity monitoring with Z counting in early 2022 data*, CMS-DP-2023-003 (2023).
- [72] M. Cacciari et al., *The $t\bar{t}$ cross-section at 1.8 TeV and 1.96 TeV: A study of the systematics due to parton densities and scale dependence*, *JHEP* **04** (2004) 068 [hep-ph/0303085] [INSPIRE].
- [73] CMS collaboration, *Investigations of the impact of the parton shower tuning in Pythia 8 in the modelling of $t\bar{t}$ at $\sqrt{s} = 8$ and 13 TeV*, CMS-PAS-TOP-16-021, CERN, Geneva (2016).
- [74] J. Butterworth et al., *PDF4LHC recommendations for LHC Run II*, *J. Phys. G* **43** (2016) 023001 [arXiv:1510.03865] [INSPIRE].
- [75] CMS collaboration, *Measurements of $t\bar{t}$ differential cross sections in proton-proton collisions at $\sqrt{s} = 13$ TeV using events containing two leptons*, *JHEP* **02** (2019) 149 [arXiv:1811.06625] [INSPIRE].
- [76] CMS collaboration, *Measurement of normalized differential $t\bar{t}$ cross sections in the dilepton channel from pp collisions at $\sqrt{s} = 13$ TeV*, *JHEP* **04** (2018) 060 [arXiv:1708.07638] [INSPIRE].
- [77] CMS collaboration, *Measurement of differential cross sections for top quark pair production using the lepton+jets final state in proton-proton collisions at 13 TeV*, *Phys. Rev. D* **95** (2017) 092001 [arXiv:1610.04191] [INSPIRE].
- [78] M. Czakon et al., *Top-pair production at the LHC through NNLO QCD and NLO EW*, *JHEP* **10** (2017) 186 [arXiv:1705.04105] [INSPIRE].
- [79] CMS collaboration, *Measurement of the production cross section of a W boson in association with two b jets in pp collisions at $\sqrt{s} = 8$ TeV*, *Eur. Phys. J. C* **77** (2017) 92 [arXiv:1608.07561] [INSPIRE].
- [80] CMS collaboration, *Measurement of the single top quark and antiquark production cross sections in the t channel and their ratio in proton-proton collisions at $\sqrt{s} = 13$ TeV*, *Phys. Lett. B* **800** (2020) 135042 [arXiv:1812.10514] [INSPIRE].
- [81] CMS collaboration, *$W^+ W^-$ boson pair production in proton-proton collisions at $\sqrt{s} = 13$ TeV*, *Phys. Rev. D* **102** (2020) 092001 [arXiv:2009.00119] [INSPIRE].
- [82] CMS collaboration, *Observation of tW production in the single-lepton channel in pp collisions at $\sqrt{s} = 13$ TeV*, *JHEP* **11** (2021) 111 [arXiv:2109.01706] [INSPIRE].
- [83] CMS collaboration, *Measurement of the inclusive and differential WZ production cross sections, polarization angles, and triple gauge couplings in pp collisions at $\sqrt{s} = 13$ TeV*, *JHEP* **07** (2022) 032 [arXiv:2110.11231] [INSPIRE].
- [84] CMS collaboration, *Measurement of the production cross section for Z+b jets in proton-proton collisions at $\sqrt{s} = 13$ TeV*, *Phys. Rev. D* **105** (2022) 092014 [arXiv:2112.09659] [INSPIRE].
- [85] CMS collaboration, *Measurement of inclusive and differential cross sections for single top quark production in association with a W boson in proton-proton collisions at $\sqrt{s} = 13$ TeV*, *JHEP* **07** (2023) 046 [arXiv:2208.00924] [INSPIRE].





















- [86] CMS collaboration, *Measurement of the top quark pair production cross section in proton-proton collisions at $\sqrt{s} = 13$ TeV*, *Phys. Rev. Lett.* **116** (2016) 052002 [[arXiv:1510.05302](#)] [[INSPIRE](#)].
- [87] CMS collaboration, *Measurement of the $t\bar{t}$ production cross section using events in the $e\mu$ final state in pp collisions at $\sqrt{s} = 13$ TeV*, *Eur. Phys. J. C* **77** (2017) 172 [[arXiv:1611.04040](#)] [[INSPIRE](#)].
- [88] R.J. Barlow and C. Beeston, *Fitting using finite Monte Carlo samples*, *Comput. Phys. Commun.* **77** (1993) 219 [[INSPIRE](#)].
- [89] CMS collaboration, *Precise determination of the mass of the Higgs boson and tests of compatibility of its couplings with the standard model predictions using proton collisions at 7 and 8 TeV*, *Eur. Phys. J. C* **75** (2015) 212 [[arXiv:1412.8662](#)] [[INSPIRE](#)].

The CMS collaboration

Yerevan Physics Institute, Yerevan, Armenia

A. Tumasyan ¹














Institut für Hochenergiephysik, Vienna, Austria

W. Adam , J.W. Andrejkovic , T. Bergauer , S. Chatterjee , K. Damanakis ,
M. Dragicevic , A. Escalante Del Valle , P.S. Hussain , M. Jeitler ², N. Krammer ,
L. Lechner , D. Liko , I. Mikulec , J. Schieck ², R. Schöfbeck , D. Schwarz ,
M. Sonawane , S. Tempel , W. Waltenberger , C.-E. Wulz ²


















Universiteit Antwerpen, Antwerpen, Belgium

M.R. Darwish ³, T. Janssen , T. Kello⁴, P. Van Mechelen 







Vrije Universiteit Brussel, Brussel, Belgium

E.S. Bols , J. D'Hondt , A. De Moor , M. Delcourt , H. El Faham , S. Lowette ,
A. Morton , D. Müller , A.R. Sahasransu , S. Tavernier , W. Van Doninck , S. Van Putte ,
D. Vannerom 

















Université Libre de Bruxelles, Bruxelles, Belgium

B. Clerbaux , S. Dansana , G. De Lentdecker , L. Favart , D. Hohov , J. Jaramillo ,
K. Lee , M. Mahdavihorrani , I. Makarenko , A. Malara , S. Paredes , L. Pétré ,
N. Postiau , L. Thomas , M. Vanden Bemden , C. Vander Velde , P. Vanlaer 

Ghent University, Ghent, Belgium

D. Dobur , J. Knolle , L. Lambrecht , G. Mestdach , C. Rendón , A. Samalan , K. Skovpen ,
M. Tytgat , N. Van Den Bossche , B. Vermassen , L. Wezenbeek 





















Université Catholique de Louvain, Louvain-la-Neuve, Belgium

A. Benecke , G. Bruno , F. Bury , C. Caputo , P. David , C. Delaere , I.S. Donertas ,
A. Giammanco , K. Jaffel , Sa. Jain , V. Lemaitre , J. Lidrych , K. Mondal , T.T. Tran ,
P. Vischia , S. Wertz 









Centro Brasileiro de Pesquisas Fisicas, Rio de Janeiro, Brazil

G.A. Alves , E. Coelho , C. Hensel , A. Moraes , P. Rebello Teles 

Universidade do Estado do Rio de Janeiro, Rio de Janeiro, Brazil

W.L. Aldá Júnior , M. Alves Gallo Pereira , M. Barroso Ferreira Filho ,
H. Brandao Malbouisson , W. Carvalho , J. Chinellato⁵, E.M. Da Costa ,
G.G. Da Silveira ⁶, D. De Jesus Damiao , V. Dos Santos Sousa , S. Fonseca De Souza ,
J. Martins ⁷, C. Mora Herrera , K. Mota Amarilo , L. Mundim , H. Nogima ,
A. Santoro , S.M. Silva Do Amaral , A. Sznajder , M. Thiel , A. Vilela Pereira 

Universidade Estadual Paulista, Universidade Federal do ABC, São Paulo, Brazil

C.A. Bernardes , L. Calligaris , T.R. Fernandez Perez Tomei , E.M. Gregores ,
P.G. Mercadante , S.F. Novaes , B. Orzari , Sandra S. Padula 

Institute for Nuclear Research and Nuclear Energy, Bulgarian Academy of Sciences, Sofia, Bulgaria

A. Aleksandrov , G. Antchev , R. Hadjiiska , P. Iaydjiev , M. Misheva , M. Rodozov,
M. Shopova , G. Sultanov 





University of Sofia, Sofia, Bulgaria

A. Dimitrov , T. Ivanov , L. Litov , B. Pavlov , P. Petkov , A. Petrov, E. Shumka 

Instituto De Alta Investigación, Universidad de Tarapacá, Casilla 7 D, Arica, Chile

S. Keshri , S.Thakur 















Beihang University, Beijing, China

T. Cheng , Q. Guo, T. Javaid ⁸, M. Mittal , L. Yuan 

Department of Physics, Tsinghua University, Beijing, China

G. Bauer⁹, Z. Hu , S. Lezki , K. Yi^{9,10}

Institute of High Energy Physics, Beijing, China

G.M. Chen ⁸, H.S. Chen ⁸, M. Chen ⁸, F. Iemmi , C.H. Jiang, A. Kapoor , H. Liao ,
Z.-A. Liu ¹¹, V. Milosevic , F. Monti , R. Sharma , J. Tao , J. Wang , H. Zhang ,
J. Zhao 

State Key Laboratory of Nuclear Physics and Technology, Peking University, Beijing, China

A. Agapitos , Y. Ban , A. Carvalho Antunes De Oliveira , A. Levin , C. Li , Q. Li ,
X. Lyu, Y. Mao, S.J. Qian , X. Sun , D. Wang , J. Xiao , H. Yang




Sun Yat-Sen University, Guangzhou, China

M. Lu , Z. You 

University of Science and Technology of China, Hefei, China





















N. Lu 

Institute of Modern Physics and Key Laboratory of Nuclear Physics and Ion-beam Application (MOE) - Fudan University, Shanghai, China
















X. Gao ⁴, D. Leggat, H. Okawa , Y. Zhang 

Zhejiang University, Hangzhou, Zhejiang, China

Z. Lin , C. Lu , M. Xiao 

Universidad de Los Andes, Bogota, ColombiaC. Avila , D.A. Barbosa Trujillo, A. Cabrera , C. Florez , J. Fraga , J.A. Reyes Vega**Universidad de Antioquia, Medellin, Colombia**J. Mejia Guisao , F. Ramirez , M. Rodriguez , J.D. Ruiz Alvarez **University of Split, Faculty of Electrical Engineering, Mechanical Engineering and Naval Architecture, Split, Croatia**D. Giljanovic , N. Godinovic , D. Lelas , I. Puljak , A. Sculac **University of Split, Faculty of Science, Split, Croatia**Z. Antunovic, M. Kovac , T. Sculac **Institute Rudjer Boskovic, Zagreb, Croatia**P. Bargassa , V. Brigljevic , B.K. Chitroda , D. Ferencek , S. Mishra , M. Roguljic , A. Starodumov ¹², T. Susa **University of Cyprus, Nicosia, Cyprus**A. Attikis , K. Christoforou , S. Konstantinou , J. Mousa , C. Nicolaou, F. Ptochos , P.A. Razis , H. Rykaczewski, H. Saka , A. Stepennov **Charles University, Prague, Czech Republic**M. Finger , M. Finger Jr. , A. Kveton **Escuela Politecnica Nacional, Quito, Ecuador**E. Ayala **Universidad San Francisco de Quito, Quito, Ecuador**E. Carrera Jarrin **Academy of Scientific Research and Technology of the Arab Republic of Egypt, Egyptian Network of High Energy Physics, Cairo, Egypt**Y. Assran^{13,14}, S. Elgammal¹⁴**Center for High Energy Physics (CHEP-FU), Fayoum University, El-Fayoum, Egypt**A. Lotfy , M.A. Mahmoud **National Institute of Chemical Physics and Biophysics, Tallinn, Estonia**S. Bhowmik , R.K. Dewanjee , K. Ehataht , M. Kadastik, T. Lange , S. Nandan , C. Nielsen , J. Pata , M. Raidal , L. Tani , C. Veelken **Department of Physics, University of Helsinki, Helsinki, Finland**P. Eerola , H. Kirschenmann , K. Osterberg , M. Voutilainen 













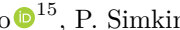
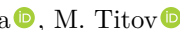

Helsinki Institute of Physics, Helsinki, Finland

S. Bharthuar , E. Brücken , F. Garcia , J. Havukainen , M.S. Kim , R. Kinnunen,
T. Lampén , K. Lassila-Perini , S. Lehti , T. Lindén , M. Lotti, L. Martikainen ,
M. Myllymäki , M.m. Rantanen , H. Siikonen , E. Tuominen , J. Tuominiemi 















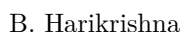













Lappeenranta-Lahti University of Technology, Lappeenranta, Finland

P. Luukka , H. Petrow , T. Tuuva[†]











IRFU, CEA, Université Paris-Saclay, Gif-sur-Yvette, France

C. Amendola , M. Besancon , F. Couderc , M. Dejardin , D. Denegri, J.L. Faure, F. Ferri ,
S. Ganjour , P. Gras , G. Hamel de Monchenault , V. Lohezic , J. Malcles , J. Rander,
A. Rosowsky , M.Ö. Sahin , A. Savoy-Navarro ¹⁵, P. Simkina , M. Titov 

















Laboratoire Leprince-Ringuet, CNRS/IN2P3, Ecole Polytechnique, Institut Polytechnique de Paris, Palaiseau, France

C. Baldenegro Barrera , F. Beaudette , A. Buchot Perraguin , P. Busson , A. Cappati ,
C. Charlot , F. Damas , O. Davignon , B. Diab , G. Falmagne ,
B.A. Fontana Santos Alves , S. Ghosh , R. Granier de Cassagnac , A. Hakimi ,
B. Harikrishnan , G. Liu , J. Motta , M. Nguyen , C. Ochando , L. Portales ,
R. Salerno , U. Sarkar , J.B. Sauvan , Y. Sirois , A. Tarabini , E. Vernazza , A. Zabi ,
A. Zghiche 

Université de Strasbourg, CNRS, IPHC UMR 7178, Strasbourg, France

J.-L. Agram ¹⁶, J. Andrea , D. Apparu , D. Bloch , J.-M. Brom , E.C. Chabert ,
C. Collard , U. Goerlach , C. Grimault, A.-C. Le Bihan , P. Van Hove 

Institut de Physique des 2 Infinis de Lyon (IP2I), Villeurbanne, France

S. Beauceron , B. Blancon , G. Boudoul , N. Chanon , J. Choi , D. Contardo ,
P. Depasse , C. Dozen ¹⁷, H. El Mamouni, J. Fay , S. Gascon , M. Gouzevitch ,
C. Greenberg, G. Grenier , B. Ille , I.B. Laktineh, M. Lethuillier , L. Mirabito, S. Perries,
M. Vander Donckt , P. Verdier , S. Viret






















Georgian Technical University, Tbilisi, Georgia

A. Khvedelidze ¹², I. Lomidze , Z. Tsamalaidze ¹²

RWTH Aachen University, I. Physikalisches Institut, Aachen, Germany










V. Botta , L. Feld , K. Klein , M. Lipinski , D. Meuser , A. Pauls , N. Röwert ,
M. Teroerde 

RWTH Aachen University, III. Physikalisches Institut A, Aachen, Germany



















S. Diekmann , A. Dodonova , N. Eich , D. Eliseev , M. Erdmann , P. Fackeldey ,
B. Fischer , T. Hebbeker , K. Hoepfner , F. Ivone , M.y. Lee , L. Mastrolorenzo,
M. Merschmeyer , A. Meyer , S. Mondal , S. Mukherjee , D. Noll , A. Novak ,
F. Nowotny, A. Pozdnyakov , Y. Rath, W. Redjeb , F. Rehm, H. Reithler , A. Schmidt 

S.C. Schuler, A. Sharma , A. Stein , F. Torres Da Silva De Araujo ¹⁸, L. Vigilante,
S. Wiedenbeck , S. Zaleski








































RWTH Aachen University, III. Physikalisches Institut B, Aachen, Germany

C. Dziwok , G. Flügge , W. Haj Ahmad ¹⁹, O. Hlushchenko, T. Kress , A. Nowack ,
O. Pooth , A. Stahl , T. Ziemons , A. Zotz 






























Deutsches Elektronen-Synchrotron, Hamburg, Germany

H. Aarup Petersen , M. Aldaya Martin , J. Alimena , Y. An , S. Baxter ,
M. Bayatmakou , H. Becerril Gonzalez , O. Behnke , S. Bhattacharya , F. Blekman ²⁰,
K. Borras ²¹, D. Brunner , A. Campbell , A. Cardini , C. Cheng, F. Colombina,
S. Consuegra Rodríguez , G. Correia Silva , M. De Silva , G. Eckerlin, D. Eckstein ,
L.I. Estevez Banos , O. Filatov , E. Gallo ²⁰, A. Geiser , A. Giraldi , G. Greau,
A. Grohsjean , V. Guglielmi , M. Guthoff , A. Jafari ²², L. Jeppe , N.Z. Jomhari ,
B. Kaech , M. Kasemann , H. Kaveh , C. Kleinwort , R. Kogler , M. Komm ,
D. Krücker , W. Lange, D. Leyva Pernia , K. Lipka ²³, W. Lohmann ²⁴, R. Mankel ,
I.-A. Melzer-Pellmann , M. Mendizabal Morentin , J. Metwally, A.B. Meyer , G. Milella ,
M. Mormile , A. Mussgiller , A. Nürnberg , Y. Otariid, D. Pérez Adán , E. Ranken ,
A. Raspereza , B. Ribeiro Lopes , J. Rübenach, A. Saggio , M. Savitskyi , M. Scham ^{25,21},
V. Scheurer, S. Schnake ²¹, P. Schütze , C. Schwanenberger ²⁰, M. Shchedrolosiev ,
R.E. Sosa Ricardo , L.P. Sreelatha Pramod , D. Stafford, F. Vazzoler , A. Ventura Barroso ,
R. Walsh , Q. Wang , Y. Wen , K. Wichmann, L. Wiens ²¹, C. Wissing , S. Wuchterl ,
Y. Yang , A. Zimmermann Castro Santos 

University of Hamburg, Hamburg, Germany

A. Albrecht , S. Albrecht , M. Antonello , S. Bein , L. Benato , M. Bonanomi ,
P. Connor , K. De Leo , M. Eich, K. El Morabit , A. Fröhlich, C. Garbers , E. Garutti ,
M. Hajheidari, J. Haller , A. Hinzmann , H.R. Jabusch , G. Kasieczka , P. Keicher,
R. Klanner , W. Korcari , T. Kramer , V. Kutzner , F. Labe , J. Lange , A. Lobanov ,
C. Matthies , A. Mehta , L. Moureaux , M. Mrowietz, A. Nigamova , Y. Nissan,
A. Paasch , K.J. Pena Rodriguez , T. Quadfasel , M. Rieger , D. Savoiu , J. Schindler ,
P. Schleper , M. Schröder , J. Schwandt , M. Sommerhalder , H. Stadie , G. Steinbrück ,
A. Tews, M. Wolf 

Karlsruher Institut fuer Technologie, Karlsruhe, Germany

S. Brommer , M. Burkart, E. Butz , T. Chwalek , A. Dierlamm , A. Droll,
N. Faltermann , M. Giffels , J.O. Gosewisch, A. Gottmann , F. Hartmann ²⁶, M. Horzela ,
U. Husemann , M. Klute , R. Koppenhöfer , M. Link, A. Lintuluoto , S. Maier ,
S. Mitra , Th. Müller , M. Neukum, M. Oh , G. Quast , K. Rabbertz , I. Shvetsov ,
H.J. Simonis , N. Trevisani , R. Ulrich , J. van der Linden , R.F. Von Cube ,
M. Wassmer , S. Wieland , R. Wolf , S. Wunsch, X. Zuo 

Institute of Nuclear and Particle Physics (INPP), NCSR Demokritos, Aghia Paraskevi, Greece

G. Anagnostou, P. Assiouras , G. Daskalakis , A. Kyriakis, A. Stakia 

National and Kapodistrian University of Athens, Athens, Greece

M. Diamantopoulou, D. Karasavvas, P. Kontaxakis^{[ID](#)}, A. Manousakis-Katsikakis^{[ID](#)},
G. Melachroinos, A. Panagiotou, I. Papavergou^{[ID](#)}, N. Saoulidou^{[ID](#)}, K. Theofilatos^{[ID](#)},
E. Tziaferi^{[ID](#)}, K. Vellidis^{[ID](#)}, I. Zisopoulos^{[ID](#)}

National Technical University of Athens, Athens, Greece

G. Bakas^{[ID](#)}, T. Chatzistavrou, G. Karapostoli^{[ID](#)}, K. Kousouris^{[ID](#)}, I. Papakrivopoulos^{[ID](#)},
E. Siamarkou, G. Tsipolitis, A. Zacharopoulou

University of Ioánnina, Ioánnina, Greece

K. Adamidis, I. Bestintzanos, I. Evangelou^{[ID](#)}, C. Foudas, P. Giannelios^{[ID](#)}, C. Kamtsikis,
P. Katsoulis, P. Kokkas^{[ID](#)}, P.G. Kosmoglou Kioseoglou^{[ID](#)}, N. Manthos^{[ID](#)}, I. Papadopoulos^{[ID](#)},
J. Strologas^{[ID](#)}

MTA-ELTE Lendület CMS Particle and Nuclear Physics Group, Eötvös Loránd University, Budapest, Hungary

M. Csanád^{[ID](#)}, K. Farkas^{[ID](#)}, M.M.A. Gadallah^{[ID](#)}²⁷, P. Major^{[ID](#)}, K. Mandal^{[ID](#)}, G. Pásztor^{[ID](#)},
A.J. Rádl^{[ID](#)}²⁸, O. Surányi^{[ID](#)}, G.I. Veres^{[ID](#)}

Wigner Research Centre for Physics, Budapest, Hungary

M. Bartók^{[ID](#)}²⁹, C. Hajdu^{[ID](#)}, D. Horvath^{[ID](#)}^{30,31}, F. Sikler^{[ID](#)}, V. Veszpremi^{[ID](#)}

Institute of Nuclear Research ATOMKI, Debrecen, Hungary

G. Bencze, N. Beni^{[ID](#)}, S. Czellar, J. Karacsi^{[ID](#)}²⁹, J. Molnar, Z. Szillasi, D. Teyssier^{[ID](#)}

Institute of Physics, University of Debrecen, Debrecen, Hungary

P. Raics, B. Ujvari^{[ID](#)}³², G. Zilizi^{[ID](#)}

Karoly Robert Campus, MATE Institute of Technology, Gyongyos, Hungary

T. Csorgo^{[ID](#)}²⁸, F. Nemes^{[ID](#)}²⁸, T. Novak^{[ID](#)}

Panjab University, Chandigarh, India

J. Babbar^{[ID](#)}, S. Bansal^{[ID](#)}, S.B. Beri, V. Bhatnagar^{[ID](#)}, G. Chaudhary^{[ID](#)}, S. Chauhan^{[ID](#)},
N. Dhingra^{[ID](#)}³³, R. Gupta, A. Kaur^{[ID](#)}, A. Kaur^{[ID](#)}, H. Kaur^{[ID](#)}, M. Kaur^{[ID](#)}, S. Kumar^{[ID](#)},
P. Kumari^{[ID](#)}, M. Meena^{[ID](#)}, K. Sandeep^{[ID](#)}, T. Sheokand, J.B. Singh^{[ID](#)}³⁴, A. Singla^{[ID](#)}















University of Delhi, Delhi, India

A. Ahmed^{[ID](#)}, A. Bhardwaj^{[ID](#)}, A. Chhetri^{[ID](#)}, B.C. Choudhary^{[ID](#)}, A. Kumar^{[ID](#)}, M. Naimuddin^{[ID](#)},
K. Ranjan^{[ID](#)}, S. Saumya^{[ID](#)}


Saha Institute of Nuclear Physics, HBNI, Kolkata, India

S. Baradia^{[ID](#)}, S. Barman^{[ID](#)}³⁵, S. Bhattacharya^{[ID](#)}, D. Bhowmik, S. Dutta^{[ID](#)}, S. Dutta,
B. Gomber^{[ID](#)}³⁶, M. Maity^{[ID](#)}³⁵, P. Palit^{[ID](#)}, G. Saha^{[ID](#)}, B. Sahu^{[ID](#)}³⁶, S. Sarkar

Indian Institute of Technology Madras, Madras, India

P.K. Behera , S.C. Behera , S. Chatterjee , P. Kalbhor , J.R. Komaragiri ³⁷,
D. Kumar ³⁷, A. Muhammad , L. Panwar ³⁷, R. Pradhan , P.R. Pujahari , N.R. Saha ,
A. Sharma , A.K. Sikdar , S. Verma 










Bhabha Atomic Research Centre, Mumbai, India

K. Naskar ³⁸










Tata Institute of Fundamental Research-A, Mumbai, India

T. Aziz, I. Das , S. Dugad, M. Kumar , G.B. Mohanty , P. Suryadevara

Tata Institute of Fundamental Research-B, Mumbai, India

A. Bala , S. Banerjee , M. Guchait , S. Karmakar , S. Kumar , G. Majumder ,
K. Mazumdar , S. Mukherjee , A. Thachayath 

National Institute of Science Education and Research, An OCC of Homi Bhabha National Institute, Bhubaneswar, Odisha, India

S. Bahinipati ³⁹, A.K. Das, C. Kar , P. Mal , T. Mishra ,
V.K. Muraleedharan Nair Bindhu ⁴⁰, A. Nayak ⁴⁰, P. Saha , S.K. Swain, S. Varghese ⁴⁰,
D. Vats ⁴⁰

Indian Institute of Science Education and Research (IISER), Pune, India

A. Alpana , S. Dube , B. Kansal , A. Laha , S. Pandey , A. Rastogi , S. Sharma 

Isfahan University of Technology, Isfahan, Iran

H. Bakhshiansohi ⁴¹, E. Khazaie , M. Zeinali ⁴²


































Institute for Research in Fundamental Sciences (IPM), Tehran, Iran

S. Chenarani ⁴³, S.M. Etesami , M. Khakzad , M. Mohammadi Najafabadi 
















University College Dublin, Dublin, Ireland














M. Grunewald 

INFN Sezione di Bari^a, Università di Bari^b, Politecnico di Bari^c, Bari, Italy

M. Abbrescia ^{a,b}, R. Aly ^{a,c,44}, C. Aruta ^{a,b}, A. Colaleo ^a, D. Creanza ^{a,c}, L. Cristella ^{a,b},
B. D' Anzi ^{a,b}, N. De Filippis ^{a,c}, M. De Palma ^{a,b}, A. Di Florio ^{a,b}, W. Elmetenawee ^{a,b},
F. Errico ^{a,b}, L. Fiore ^a, G. Iaselli ^{a,c}, G. Maggi ^{a,c}, M. Maggi ^a, I. Margjeka ^{a,b},
V. Mastrapasqua ^{a,b}, S. My ^{a,b}, S. Nuzzo ^{a,b}, A. Pellecchia ^{a,b}, A. Pompili ^{a,b},
G. Pugliese ^{a,c}, R. Radogna ^a, D. Ramos ^a, A. Ranieri ^a, G. Selvaggi ^{a,b}, L. Silvestris ^a,
F.M. Simone ^{a,b}, Ü. Sözbilir ^a, A. Stamerra ^a, R. Venditti ^a, P. Verwilligen ^a

INFN Sezione di Bologna^a, Università di Bologna^b, Bologna, Italy

















G. Abbiendi ^a, C. Battilana ^{a,b}, D. Bonacorsi ^{a,b}, L. Borgonovi ^a, L. Brigliadori ^a,
R. Campanini ^{a,b}, P. Capiluppi ^{a,b}, A. Castro ^{a,b}, F.R. Cavallo ^a, M. Cuffiani ^{a,b},
G.M. Dallavalle ^a, T. Diotallevi ^{a,b}, F. Fabbri ^a, A. Fanfani ^{a,b}, D. Fasanella ^{a,b},

P. Giacomelli ^a, L. Giommi ^{a,b}, C. Grandi ^a, L. Guiducci ^{a,b}, S. Lo Meo ^{a,45},
L. Lunerti ^{a,b}, S. Marcellini ^a, G. Masetti ^a, F.L. Navarra ^{a,b}, A. Perrotta ^a,
F. Primavera ^{a,b}, A.M. Rossi ^{a,b}, T. Rovelli ^{a,b}, G.P. Siroli ^{a,b}

INFN Sezione di Catania^a, Università di Catania^b, Catania, Italy

S. Costa ^{a,b,46}, A. Di Mattia ^a, R. Potenza ^{a,b}, A. Tricomi ^{a,b,46}, C. Tuve ^{a,b}






INFN Sezione di Firenze^a, Università di Firenze^b, Firenze, Italy

G. Barbagli ^a, G. Bardelli ^{a,b}, B. Camaiani ^{a,b}, A. Cassese ^a, R. Ceccarelli ^{a,b},
V. Ciulli ^{a,b}, C. Civinini ^a, R. D'Alessandro ^{a,b}, E. Focardi ^{a,b}, G. Latino ^{a,b}, P. Lenzi ^{a,b},
M. Lizzo ^{a,b}, M. Meschini ^a, S. Paoletti ^a, G. Sguazzoni ^a, L. Viliani ^a

























INFN Laboratori Nazionali di Frascati, Frascati, Italy

L. Benussi ^a, S. Bianco ^a, S. Meola ^{a,47}, D. Piccolo ^a












INFN Sezione di Genova^a, Università di Genova^b, Genova, Italy

M. Bozzo ^{a,b}, P. Chatagnon ^a, F. Ferro ^a, E. Robutti ^a, S. Tosi ^{a,b}




























INFN Sezione di Milano-Bicocca^a, Università di Milano-Bicocca^b, Milano, Italy

A. Benaglia ^a, G. Boldrini ^a, F. Brivio ^{a,b}, F. Cetorelli ^{a,b}, F. De Guio ^{a,b},
M.E. Dinardo ^{a,b}, P. Dini ^a, S. Gennai ^a, A. Ghezzi ^{a,b}, P. Govoni ^{a,b}, L. Guzzi ^{a,b},
M.T. Lucchini ^{a,b}, M. Malberti ^a, S. Malvezzi ^a, A. Massironi ^a, D. Menasce ^a,
L. Moroni ^a, M. Paganoni ^{a,b}, D. Pedrini ^a, B.S. Pinolini ^a, S. Ragazzi ^{a,b}, N. Redaelli ^a,
T. Tabarelli de Fatis ^{a,b}, D. Zuolo ^{a,b}












INFN Sezione di Napoli^a, Università di Napoli ‘Federico II’^b, Napoli, Italy; Università della Basilicata^c, Potenza, Italy; Università G. Marconi^d, Roma, Italy

S. Buontempo ^a, A. Cagnotta ^{a,b}, F. Carnevali ^{a,b}, N. Cavallo ^{a,c}, A. De Iorio ^{a,b},
F. Fabozzi ^{a,c}, A.O.M. Iorio ^{a,b}, L. Lista ^{a,b,48}, P. Paolucci ^{a,26}, B. Rossi ^a, C. Sciacca ^{a,b}















INFN Sezione di Padova^a, Università di Padova^b, Padova, Italy; Università di Trento^c, Trento, Italy

R. Ardino ^a, P. Azzi ^a, N. Bacchetta ^{a,49}, D. Bisello ^{a,b}, P. Bortignon ^a, A. Bragagnolo ^{a,b},
R. Carlin ^{a,b}, P. Checchia ^a, T. Dorigo ^a, F. Gasparini ^{a,b}, U. Gasparini ^{a,b}, F. Gonella ^a,
G. Grosso ^a, L. Layer ^{a,50}, E. Lusiani ^a, M. Margoni ^{a,b}, J. Pazzini ^{a,b}, P. Ronchese ^{a,b},
R. Rossin ^{a,b}, F. Simonetto ^{a,b}, G. Strong ^a, M. Tosi ^{a,b}, H. Yarar ^{a,b}, M. Zanetti ^{a,b},
P. Zotto ^{a,b}, A. Zucchetta ^{a,b}, G. Zumerle ^{a,b}

































INFN Sezione di Pavia^a, Università di Pavia^b, Pavia, Italy

S. Abu Zeid ^{a,51}, C. Aimè ^{a,b}, A. Braghieri ^a, S. Calzaferri ^{a,b}, D. Fiorina ^{a,b},
P. Montagna ^{a,b}, V. Re ^a, C. Riccardi ^{a,b}, P. Salvini ^a, I. Vai ^{a,b}, P. Vitulo ^{a,b}



















INFN Sezione di Perugia^a, Università di Perugia^b, Perugia, Italy

P. Asenov ^{a,52}, G.M. Bilei ^a, D. Ciangottini ^{a,b}, L. Fanò ^{a,b}, M. Magherini ^{a,b},
G. Mantovani^{a,b}, V. Mariani ^{a,b}, M. Menichelli ^a, F. Moscatelli ^{a,52}, A. Piccinelli ^{a,b},
M. Presilla ^{a,b}, A. Rossi ^{a,b}, A. Santocchia ^{a,b}, D. Spiga ^a, T. Tedeschi ^{a,b}










































INFN Sezione di Pisa^a, Università di Pisa^b, Scuola Normale Superiore di Pisa^c, Pisa, Italy; Università di Siena^d, Siena, Italy

P. Azzurri ^a, G. Bagliesi ^a, V. Bertacchi ^{a,c}, R. Bhattacharya ^a, L. Bianchini ^{a,b},
T. Boccali ^a, E. Bossini ^{a,b}, D. Bruschini ^{a,c}, R. Castaldi ^a, M.A. Ciocci ^{a,b},
V. D'Amante ^{a,d}, R. Dell'Orso ^a, S. Donato ^a, A. Giassi ^a, F. Ligabue ^{a,c},
D. Matos Figueiredo ^a, A. Messineo ^{a,b}, M. Musich ^{a,b}, F. Palla ^a, S. Parolia ^a,
G. Ramirez-Sanchez ^{a,c}, A. Rizzi ^{a,b}, G. Rolandi ^{a,c}, S. Roy Chowdhury ^a, T. Sarkar ^a,
A. Scribano ^a, P. Spagnolo ^a, R. Tenchini ^a, G. Tonelli ^{a,b}, N. Turini ^{a,d}, A. Venturi ^a,
P.G. Verdini ^a

INFN Sezione di Roma^a, Sapienza Università di Roma^b, Roma, Italy

P. Barria ^a, M. Campana ^{a,b}, F. Cavallari ^a, L. Cunqueiro Mendez ^{a,b}, D. Del Re ^{a,b},
E. Di Marco ^a, M. Diemoz ^a, E. Longo ^{a,b}, P. Meridiani ^a, G. Organtini ^{a,b}, F. Pandolfi ^a,
R. Paramatti ^{a,b}, C. Quaranta ^{a,b}, S. Rahatlou ^{a,b}, C. Rovelli ^a, F. Santanastasio ^{a,b},
L. Soffi ^a, R. Tramontano ^{a,b}














INFN Sezione di Torino^a, Università di Torino^b, Torino, Italy; Università del Piemonte Orientale^c, Novara, Italy

N. Amapane ^{a,b}, R. Arcidiacono ^{a,c}, S. Argiro ^{a,b}, M. Arneodo ^{a,c}, N. Bartosik ^a,
R. Bellan ^{a,b}, A. Bellora ^{a,b}, C. Biino ^a, N. Cartiglia ^a, M. Costa ^{a,b}, R. Covarelli ^{a,b},
N. Demaria ^a, L. Finco ^a, M. Grippo ^{a,b}, B. Kiani ^{a,b}, F. Legger ^a, F. Luongo ^{a,b},
C. Mariotti ^a, S. Maselli ^a, A. Mecca ^{a,b}, E. Migliore ^{a,b}, M. Monteno ^a, R. Mulargia ^a,
M.M. Obertino ^{a,b}, G. Ortona ^a, L. Pacher ^{a,b}, N. Pastrone ^a, M. Pelliccioni ^a,
M. Ruspa ^{a,c}, K. Shchelina ^a, F. Siviero ^{a,b}, V. Sola ^{a,b}, A. Solano ^{a,b}, D. Soldi ^{a,b},
A. Staiano ^a, C. Tarricone ^{a,b}, M. Tornago ^{a,b}, D. Trocino ^a, G. Umoret ^{a,b},
A. Vagnerini ^{a,b}, E. Vlasov ^{a,b}

INFN Sezione di Trieste^a, Università di Trieste^b, Trieste, Italy




























S. Belforte ^a, V. Candelise ^{a,b}, M. Casarsa ^a, F. Cossutti ^a, G. Della Ricca ^{a,b},
G. Sorrentino ^{a,b}

Kyungpook National University, Daegu, Korea

S. Dogra ^b, C. Huh ^b, B. Kim ^b, D.H. Kim ^b, G.N. Kim ^b, J. Kim, J. Lee ^b, S.W. Lee ^b,
C.S. Moon ^b, Y.D. Oh ^b, S.I. Pak ^b, M.S. Ryu ^b, S. Sekmen ^b, Y.C. Yang ^b

Chonnam National University, Institute for Universe and Elementary Particles, Kwangju, Korea

H. Kim ^b, D.H. Moon ^b

Hanyang University, Seoul, KoreaE. Asilar , T.J. Kim , J. Park **Korea University, Seoul, Korea**S. Choi , S. Han, B. Hong , K. Lee, K.S. Lee , J. Lim, J. Park, S.K. Park, J. Yoo **Kyung Hee University, Department of Physics, Seoul, Korea**J. Goh **Sejong University, Seoul, Korea**H. S. Kim , Y. Kim, S. Lee**Seoul National University, Seoul, Korea**J. Almond, J.H. Bhyun, J. Choi , S. Jeon , J. Kim , J.S. Kim, S. Ko , H. Kwon , H. Lee , S. Lee, B.H. Oh , S.B. Oh , H. Seo , U.K. Yang, I. Yoon **University of Seoul, Seoul, Korea**W. Jang , D.Y. Kang, Y. Kang , D. Kim , S. Kim , B. Ko, J.S.H. Lee , Y. Lee , J.A. Merlin, I.C. Park , Y. Roh, D. Song, Watson, I.J. , S. Yang **Yonsei University, Department of Physics, Seoul, Korea**S. Ha , H.D. Yoo **Sungkyunkwan University, Suwon, Korea**M. Choi , M.R. Kim , H. Lee, Y. Lee , I. Yu **College of Engineering and Technology, American University of the Middle East (AUM), Dasman, Kuwait**T. Beyrouthy, Y. Maghrbi **Riga Technical University, Riga, Latvia**K. Dreimanis , A. Gaile , G. Pikurs, A. Potrebko , M. Seidel , V. Veckalns ⁵³**University of Latvia (LU), Riga, Latvia**N.R. Strautnieks **Vilnius University, Vilnius, Lithuania**M. Ambrozias , A. Juodagalvis , A. Rinkevicius , G. Tamulaitis **National Centre for Particle Physics, Universiti Malaya, Kuala Lumpur, Malaysia**N. Bin Norjoharuddeen , S.Y. Hoh ⁵⁴, I. Yusuff ⁵⁴, Z. Zolkapli**Universidad de Sonora (UNISON), Hermosillo, Mexico**J.F. Benitez , A. Castaneda Hernandez , H.A. Encinas Acosta, L.G. Gallegos Maríñez, M. León Coello , J.A. Murillo Quijada , A. Sehrawat , L. Valencia Palomo 

Centro de Investigacion y de Estudios Avanzados del IPN, Mexico City, Mexico

G. Ayala , H. Castilla-Valdez , I. Heredia-De La Cruz ⁵⁵, R. Lopez-Fernandez ,
C.A. Mondragon Herrera, D.A. Perez Navarro , A. Sánchez Hernández 

Universidad Iberoamericana, Mexico City, Mexico

C. Oropeza Barrera , F. Vazquez Valencia 

Benemerita Universidad Autonoma de Puebla, Puebla, Mexico

I. Pedraza , H.A. Salazar Ibarquen , C. Uribe Estrada 






University of Montenegro, Podgorica, Montenegro

I. Bubanja, J. Mijuskovic⁵⁶, N. Raicevic 



University of Canterbury, Christchurch, New Zealand

P.H. Butler 

National Centre for Physics, Quaid-I-Azam University, Islamabad, Pakistan

A. Ahmad , M.I. Asghar, A. Awais , M.I.M. Awan, M. Gul , H.R. Hoorani , W.A. Khan 

AGH University of Science and Technology Faculty of Computer Science, Electronics and Telecommunications, Krakow, Poland

V. Avati, L. Grzanka , M. Malawski 











National Centre for Nuclear Research, Swierk, Poland

H. Bialkowska , M. Bluj , B. Boimska , M. Górski , M. Kazana , M. Szleper ,
P. Zalewski 

Institute of Experimental Physics, Faculty of Physics, University of Warsaw, Warsaw, Poland

K. Bunkowski , K. Doroba , A. Kalinowski , M. Konecki , J. Krolikowski 

Laboratório de Instrumentação e Física Experimental de Partículas, Lisboa, Portugal

M. Araujo , D. Bastos , A. Boletti , P. Faccioli , M. Gallinaro , J. Hollar ,
N. Leonardo , T. Niknejad , M. Pisano , J. Seixas , J. Varela 



























Faculty of Physics, University of Belgrade, Belgrade, Serbia

P. Adzic , P. Milenovic 


VINCA Institute of Nuclear Sciences, University of Belgrade, Belgrade, Serbia

M. Dordevic , J. Milosevic 













Centro de Investigaciones Energéticas Medioambientales y Tecnológicas (CIEMAT), Madrid, Spain

M. Aguilar-Benitez, J. Alcaraz Maestre , M. Barrio Luna, Cristina F. Bedoya , M. Cepeda , M. Cerrada , N. Colino , B. De La Cruz , A. Delgado Peris , D. Fernández Del Val , J.P. Fernández Ramos , J. Flix , M.C. Fouz , O. Gonzalez Lopez , S. Goy Lopez , J.M. Hernandez , M.I. Josa , J. León Holgado , D. Moran , C. Perez Dengra , A. Pérez-Calero Yzquierdo , J. Puerta Pelayo , I. Redondo , D.D. Redondo Ferrero , L. Romero, S. Sánchez Navas , J. Sastre , L. Urda Gómez , J. Vazquez Escobar , C. Willmott

















Universidad Autónoma de Madrid, Madrid, Spain

J.F. de Trocóniz 

Universidad de Oviedo, Instituto Universitario de Ciencias y Tecnologías Espaciales de Asturias (ICTEA), Oviedo, Spain

B. Alvarez Gonzalez , J. Cuevas , J. Fernandez Menendez , S. Folgueras , I. Gonzalez Caballero , J.R. González Fernández , E. Palencia Cortezon , C. Ramón Álvarez , V. Rodríguez Bouza , A. Soto Rodríguez , A. Trapote , C. Vico Villalba 

Instituto de Física de Cantabria (IFCA), CSIC-Universidad de Cantabria, Santander, Spain

J.A. Brochero Cifuentes , I.J. Cabrillo , A. Calderon , J. Duarte Campderros , M. Fernandez , C. Fernandez Madrazo , G. Gomez , C. Lasasosa García , C. Martinez Rivero , P. Martinez Ruiz del Arbol , F. Matorras , P. Matorras Cuevas , J. Piedra Gomez , C. Prieels, L. Scodellaro , I. Vila , J.M. Vizan Garcia 

University of Colombo, Colombo, Sri Lanka



























M.K. Jayananda , B. Kailasapathy ⁵⁷, D.U.J. Sonnadara , D.D.C. Wickramarathna 

University of Ruhuna, Department of Physics, Matara, Sri Lanka













W.G.D. Dharmaratna , K. Liyanage , N. Perera , N. Wickramage 

CERN, European Organization for Nuclear Research, Geneva, Switzerland





























D. Abbaneo , E. Auffray , G. Auzinger , J. Baechler, D. Barney , A. Bermúdez Martínez , M. Bianco , B. Bilin , A.A. Bin Anuar , A. Bocci , E. Brondolin , C. Caillol , T. Camporesi , G. Cerminara , N. Chernyavskaya , S.S. Chhibra , S. Choudhury, M. Cipriani , D. d'Enterria , A. Dabrowski , A. David , A. De Roeck , M.M. Defranchis , M. Deile , M. Dobson , M. Dünser , N. Dupont, F. Fallavollita ⁵⁸, A. Florent , L. Forthomme , G. Franzoni , W. Funk , S. Ghosh ⁵⁹, S. Giani, D. Gigi, K. Gill , F. Glege , L. Gouskos , E. Govorkova , M. Haranko , J. Hegeman , V. Innocente , T. James , P. Janot , J. Kaspar , J. Kieseler , N. Kratochwil , S. Laurila , P. Lecoq , E. Leutgeb , C. Lourenço , B. Maier , L. Malgeri , M. Mannelli , A.C. Marini , F. Meijers , S. Mersi , E. Meschi , F. Moortgat , M. Mulders , S. Orfanelli, L. Orsini,

F. Pantaleo , E. Perez, M. Peruzzi , A. Petrilli , G. Petrucciani , A. Pfeiffer , M. Pierini ,
 D. Piparo , H. Qu , T. Quast, D. Rabadý , A. Racz, G. Reales Gutiérrez, M. Rovere ,
 H. Sakulin , J. Salfeld-Nebgen , S. Scarfi , M. Selvaggi , A. Sharma , P. Silva ,
 P. Sphicas ⁶⁰, A.G. Stahl Leiton , A. Steen , S. Summers , K. Tatar , D. Treille ,
 P. Tropea , A. Tsirou, D. Walter , J. Wanczyk ⁶¹, K.A. Wozniak , W.D. Zeuner
























Paul Scherrer Institut, Villigen, Switzerland

T. Bevilacqua ⁶², L. Caminada ⁶², A. Ebrahimi , W. Erdmann , R. Horisberger ,
 Q. Ingram , H.C. Kaestli , D. Kotlinski , C. Lange , M. Missiroli ⁶², L. Noehte ⁶²,
 T. Rohe 

ETH Zurich - Institute for Particle Physics and Astrophysics (IPA), Zurich, Switzerland

T.K. Aarrestad , K. Androsov ⁶¹, M. Backhaus , A. Calandri , K. Datta , A. De Cosa ,
 G. Dissertori , M. Dittmar, M. Donegà , F. Eble , M. Galli , K. Gedia , F. Glessgen ,
 T.A. Gómez Espinosa , C. Grab , D. Hits , W. Lustermann , A.-M. Lyon ,
 R.A. Manzoni , L. Marchese , C. Martin Perez , A. Mascellani ⁶¹, F. Nessi-Tedaldi ,
 J. Niedziela , F. Pauss , V. Perovic , S. Pigazzini , M.G. Ratti , M. Reichmann ,
 C. Reissel , T. Reitenspiess , B. Ristic , F. Riti , D. Ruini, D.A. Sanz Becerra ,
 R. Seidita , J. Steggemann ⁶¹, D. Valsecchi , R. Wallny 











Universität Zürich, Zurich, Switzerland

C. Amsler ⁶³, P. Bäertschi , C. Botta , D. Brzhechko, M.F. Canelli , K. Cormier ,
 A. De Wit , R. Del Burgo, J.K. Heikkilä , M. Huwiler , W. Jin , A. Jofrehei ,
 B. Kilminster , S. Leontsinis , S.P. Liechi , A. Macchiolo , P. Meiring , V.M. Mikuni ,
 U. Molinatti , I. Neutelings , A. Reimers , P. Robmann, S. Sanchez Cruz , K. Schweiger ,
 M. Senger , Y. Takahashi 

National Central University, Chung-Li, Taiwan

C. Adloff⁶⁴, C.M. Kuo, W. Lin, P.K. Rout , P.C. Tiwari ³⁷, S.S. Yu 




















National Taiwan University (NTU), Taipei, Taiwan

L. Ceard, Y. Chao , K.F. Chen , P.s. Chen, H. Cheng , W.-S. Hou , R. Khurana, G. Kole ,
 Y.y. Li , R.-S. Lu , E. Paganis , A. Psallidas, J. Thomas-Wilsker , H.y. Wu, E. Yazgan 

Chulalongkorn University, Faculty of Science, Department of Physics, Bangkok, Thailand














C. Asawatangtrakuldee , N. Srimanobhas , V. Wachirapusanand 

Çukurova University, Physics Department, Science and Art Faculty, Adana, Turkey






D. Agyel , F. Boran , Z.S. Demiroglu , F. Dolek , I. Dumanoglu ⁶⁵, E. Eskut ,
 Y. Guler ⁶⁶, E. Gurpinar Guler ⁶⁶, C. Isik , O. Kara, A. Kayis Topaksu , U. Kiminsu ,
 G. Onengut , K. Ozdemir ⁶⁷, A. Polatoz , B. Tali ⁶⁸, U.G. Tok , S. Turkapar ,
 E. Usilan , I.S. Zorbakir 

Middle East Technical University, Physics Department, Ankara, TurkeyG. Karapinar⁶⁹, K. Ocalan⁷⁰, M. Yalvac⁷¹**Bogazici University, Istanbul, Turkey**B. Akgun⁷², I.O. Atakisi⁷³, E. Gülmez⁷⁴, M. Kaya⁷², O. Kaya⁷³, S. Tekten⁷⁴**Istanbul Technical University, Istanbul, Turkey**A. Cakir⁷⁵, K. Cankocak⁶⁵, Y. Komurcu⁷⁶, S. Sen⁷⁵**Istanbul University, Istanbul, Turkey**O. Aydılek⁷⁷, S. Cerci⁶⁸, V. Epshteyn⁷⁸, B. Hacisahinoglu⁷⁹, I. Hos⁷⁶, B. Isildak⁷⁷,
B. Kaynak⁸⁰, S. Ozkorucuklu⁸¹, C. Simsek⁸², D. Sunar Cerci⁶⁸**Institute for Scintillation Materials of National Academy of Science of Ukraine, Kharkiv, Ukraine**B. Grynyov⁸³**National Science Centre, Kharkiv Institute of Physics and Technology, Kharkiv, Ukraine**L. Levchuk⁸⁴**University of Bristol, Bristol, United Kingdom**D. Anthony⁸⁵, J.J. Brooke⁸⁶, A. Bundock⁸⁷, E. Clement⁸⁸, D. Cussans⁸⁹, H. Flacher⁹⁰,
M. Glowacki, J. Goldstein⁹¹, H.F. Heath⁹², L. Kreczko⁹³, B. Krikler⁹⁴, S. Paramesvaran⁹⁵,
S. Seif El Nasr-Storey, V.J. Smith⁹⁶, N. Stylianou⁹⁷, K. Walkingshaw Pass, R. White⁹⁸**Rutherford Appleton Laboratory, Didcot, United Kingdom**A.H. Ball, K.W. Bell⁹⁹, A. Belyaev⁷⁹, C. Brew¹⁰⁰, R.M. Brown¹⁰¹, D.J.A. Cockerill¹⁰²,
C. Cooke¹⁰³, K.V. Ellis, K. Harder¹⁰⁴, S. Harper¹⁰⁵, M.-L. Holmberg⁸⁰, Sh. Jain¹⁰⁶, J. Linacre¹⁰⁷,
K. Manolopoulos, D.M. Newbold¹⁰⁸, E. Olaiya, D. Petyt¹⁰⁹, T. Reis¹¹⁰, G. Salvi¹¹¹, T. Schuh,
C.H. Shepherd-Themistocleous¹¹², I.R. Tomalin, T. Williams¹¹³**Imperial College, London, United Kingdom**R. Bainbridge¹¹⁴, P. Bloch¹¹⁵, J. Borg¹¹⁶, C.E. Brown¹¹⁷, O. Buchmuller, V. Cacchio,
C.A. Carrillo Montoya¹¹⁸, V. Cepaitis¹¹⁹, G.S. Chahal⁸¹, D. Colling¹²⁰, J.S. Dancu,
P. Dauncey¹²¹, G. Davies¹²², J. Davies, M. Della Negra¹²³, S. Fayer, G. Fedi¹²⁴, G. Hall¹²⁵,
M.H. Hassanshahi¹²⁶, A. Howard, G. Iles¹²⁷, J. Langford¹²⁸, L. Lyons¹²⁹, A.-M. Magnan¹³⁰,
S. Malik, A. Martelli¹³¹, M. Mieskolainen¹³², J. Nash¹³³, M. Pesaresi, B.C. Radburn-Smith¹³⁴,
A. Richards, A. Rose¹³⁵, C. Seez¹³⁶, R. Shukla¹³⁷, A. Tapper¹³⁸, K. Uchida¹³⁹, G.P. Uttley¹⁴⁰,
L.H. Vage, T. Virdee¹⁴¹, M. Vojinovic¹⁴², N. Wardle¹⁴³, S.N. Webb¹⁴⁴, D. Winterbottom**Brunel University, Uxbridge, United Kingdom**K. Coldham, J.E. Cole¹⁴⁵, A. Khan, P. Kyberd¹⁴⁶, I.D. Reid¹⁴⁷

Baylor University, Waco, Texas, U.S.A.

S. Abdullin , A. Brinkerhoff , B. Caraway , J. Dittmann , K. Hatakeyama ,
 J. Hiltbrand , A.R. Kanuganti , B. McMaster , M. Saunders , S. Sawant ,
 C. Sutantawibul , M. Toms , J. Wilson 

















Catholic University of America, Washington, DC, U.S.A.

R. Bartek , A. Dominguez , C. Huerta Escamilla, A.E. Simsek , R. Uniyal ,
 A.M. Vargas Hernandez 

















The University of Alabama, Tuscaloosa, Alabama, U.S.A.

R. Chudasama , S.I. Cooper , D. Di Croce , S.V. Gleyzer , C.U. Perez , P. Rumerio ⁸³,
 E. Usai , C. West 



















Boston University, Boston, Massachusetts, U.S.A.

A. Akpınar , A. Albert , D. Arcaro , C. Cosby , Z. Demiragli , C. Erice , E. Fontanesi ,
 D. Gastler , S. May , J. Rohlf , K. Salyer , D. Sperka , D. Spitzbart , I. Suarez ,
 A. Tsatsos , S. Yuan 













Brown University, Providence, Rhode Island, U.S.A.

G. Benelli , X. Coubez²¹, D. Cutts , M. Hadley , U. Heintz , J.M. Hogan ⁸⁴, T. Kwon ,
 G. Landsberg , K.T. Lau , D. Li , J. Luo , M. Narain , N. Pervan , S. Sagir ⁸⁵,
 F. Simpson , W.Y. Wong, X. Yan , D. Yu , W. Zhang

University of California, Davis, Davis, California, U.S.A.

S. Abbott , J. Bonilla , C. Brainerd , R. Breedon , M. Calderon De La Barca Sanchez ,
 M. Chertok , J. Conway , P.T. Cox , R. Erbacher , G. Haza , F. Jensen , O. Kukral ,
 G. Mocellin , M. Mulhearn , D. Pellett , B. Regnery , W. Wei, Y. Yao , F. Zhang 






















University of California, Los Angeles, California, U.S.A.

M. Bachtis , R. Cousins , A. Datta , J. Hauser , M. Ignatenko , M.A. Iqbal , T. Lam ,
 E. Manca , W.A. Nash , D. Saltzberg , B. Stone , V. Valuev 

















University of California, Riverside, Riverside, California, U.S.A.

R. Clare , J.W. Gary , M. Gordon, G. Hanson , O.R. Long , W. Si , S. Wimpenny 

University of California, San Diego, La Jolla, California, U.S.A.

J.G. Branson, S. Cittolin, S. Cooperstein , D. Diaz , J. Duarte , R. Gerosa , L. Giannini ,
 J. Guiang , R. Kansal , V. Krutelyov , R. Lee , J. Letts , M. Masciovecchio ,
 F. Mokhtar , M. Pieri , M. Quinnan , B.V. Sathia Narayanan , V. Sharma , M. Tadel ,
 E. Vourliotis , F. Würthwein , Y. Xiang , A. Yagil 

University of California, Santa Barbara - Department of Physics, Santa Barbara, California, U.S.A.

L. Brennan, C. Campagnari , M. Citron , G. Collura , A. Dorsett , J. Incandela ,
 M. Kilpatrick , J. Kim , A.J. Li , P. Masterson , H. Mei , M. Oshiro , J. Richman ,
 U. Sarica , R. Schmitz , F. Setti , J. Sheplock , P. Siddireddy, D. Stuart , S. Wang 














California Institute of Technology, Pasadena, California, U.S.A.

A. Bornheim , O. Cerri, A. Latorre, J.M. Lawhorn , J. Mao , H.B. Newman ,
T. Q. Nguyen , M. Spiropulu , J.R. Vlimant , C. Wang , S. Xie , R.Y. Zhu 

















Carnegie Mellon University, Pittsburgh, Pennsylvania, U.S.A.

J. Alison , S. An , M.B. Andrews , P. Bryant , V. Dutta , T. Ferguson , A. Harilal ,
C. Liu , T. Mudholkar , S. Murthy , M. Paulini , A. Roberts , A. Sanchez , W. Terrill 

University of Colorado Boulder, Boulder, Colorado, U.S.A.

J.P. Cumalat , W.T. Ford , A. Hassani , G. Karathanasis , E. MacDonald, N. Manganello ,
F. Marini , A. Perloff , C. Savard , N. Schonbeck , K. Stenson , K.A. Ulmer ,
S.R. Wagner , N. Zipper 





















Cornell University, Ithaca, New York, U.S.A.

J. Alexander , S. Bright-Thonney , X. Chen , D.J. Cranshaw , J. Fan , X. Fan ,
D. Gadkari , S. Hogan , J. Monroy , J.R. Patterson , J. Reichert , M. Reid , A. Ryd ,
J. Thom , P. Wittich , R. Zou 











Fermi National Accelerator Laboratory, Batavia, Illinois, U.S.A.

M. Albrow , M. Alyari , O. Amram , G. Apollinari , A. Apresyan , L.A.T. Bauerdick ,
D. Berry , J. Berryhill , P.C. Bhat , K. Burkett , J.N. Butler , A. Canepa ,
G.B. Cerati , H.W.K. Cheung , F. Chlebana , K.F. Di Petrillo , J. Dickinson , I. Dutta ,
V.D. Elvira , Y. Feng , J. Freeman , A. Gandrakota , Z. Gecse , L. Gray , D. Green,
S. Grünendahl , D. Guerrero , O. Gutsche , R.M. Harris , R. Heller , T.C. Herwig ,
J. Hirschauer , L. Horyn , B. Jayatilaka , S. Jindariani , M. Johnson , U. Joshi ,
T. Klijsma , B. Klima , K.H.M. Kwok , S. Lammel , D. Lincoln , R. Lipton , T. Liu ,
C. Madrid , K. Maeshima , C. Mantilla , D. Mason , P. McBride , P. Merkel ,
S. Mrenna , S. Nahn , J. Ngadiuba , D. Noonan , S. Norberg, V. Papadimitriou ,
N. Pastika , K. Pedro , C. Pena ⁸⁶, F. Ravera , A. Reinsvold Hall ⁸⁷, L. Ristori ,
E. Sexton-Kennedy , N. Smith , A. Soha , L. Spiegel , J. Strait , L. Taylor ,
S. Tkaczyk , N.V. Tran , L. Uplegger , E.W. Vaandering , I. Zoi 

University of Florida, Gainesville, Florida, U.S.A.

P. Avery , D. Bourilkov , L. Cadamuro , P. Chang , V. Cherepanov , R.D. Field,
E. Koenig , M. Kolosova , J. Konigsberg , A. Korytov , E. Kuznetsova ⁸⁸, K.H. Lo,
K. Matchev , N. Menendez , G. Mitselmakher , A. Muthirakalayil Madhu , N. Rawal ,
D. Rosenzweig , S. Rosenzweig , K. Shi , J. Wang , Z. Wu 



















Florida State University, Tallahassee, Florida, U.S.A.

T. Adams , A. Askew , N. Bower , R. Habibullah , V. Hagopian , T. Kolberg ,
G. Martinez, H. Prosper , O. Viazlo , M. Wulansatiti , R. Yohay , J. Zhang












Florida Institute of Technology, Melbourne, Florida, U.S.A.

M.M. Baarmand , S. Butalla , T. Elkafrawy ⁵¹, M. Hohlmann , R. Kumar Verma ,
M. Rahmani, F. Yumiceva 

University of Illinois at Chicago (UIC), Chicago, Illinois, U.S.A.

M.R. Adams , C. Bennett, R. Cavanaugh , S. Dittmer , O. Evdokimov , C.E. Gerber , D.J. Hofman , D. S. Lemos , A.H. Merrit , C. Mills , G. Oh , D. Pilipovic , T. Roy , S. Rudrabhatla , M.B. Tonjes , N. Varelas , X. Wang , Z. Ye , J. Yoo 























The University of Iowa, Iowa City, Iowa, U.S.A.

M. Alhusseini , K. Dilsiz ⁸⁹, L. Emediato , G. Karaman , O.K. Köseyan , J.-P. Merlo, A. Mestvirishvili ⁹⁰, J. Nachtman , O. Neogi, H. Ogul ⁹¹, Y. Onel , A. Penzo , C. Snyder, E. Tiras ⁹²






Johns Hopkins University, Baltimore, Maryland, U.S.A.

B. Blumenfeld , L. Corcodilos , J. Davis , A.V. Gritsan , S. Kyriacou , P. Maksimovic , J. Roskes , S. Sekhar , M. Swartz , T.Á. Vámi 

The University of Kansas, Lawrence, Kansas, U.S.A.

A. Abreu , L.F. Alcerro Alcerro , J. Anguiano , P. Baringer , A. Bean , Z. Flowers , J. King , G. Krintiras , M. Lazarovits , C. Le Mahieu , C. Lindsey, J. Marquez , N. Minafra , M. Murray , M. Nickel , M. Pitt , C. Rogan , C. Royon , R. Salvatico , S. Sanders , C. Smith , Q. Wang , G. Wilson 



















Kansas State University, Manhattan, Kansas, U.S.A.

B. Allmond , S. Duric, A. Ivanov , K. Kaadze , A. Kalogeropoulos , D. Kim, Y. Maravin , T. Mitchell, A. Modak, K. Nam, J. Natoli , D. Roy 

























Lawrence Livermore National Laboratory, Livermore, California, U.S.A.

F. Rebassoo , D. Wright 














University of Maryland, College Park, Maryland, U.S.A.

E. Adams , A. Baden , O. Baron, A. Belloni , A. Bethani , Y.m. Chen , S.C. Eno , N.J. Hadley , S. Jabeen , R.G. Kellogg , T. Koeth , Y. Lai , S. Lascio , A.C. Mignerey , S. Nabili , C. Palmer , C. Papageorgakis , L. Wang , K. Wong 

Massachusetts Institute of Technology, Cambridge, Massachusetts, U.S.A.

J. Bendavid , W. Busza , I.A. Cali , Y. Chen , M. D'Alfonso , J. Eysermans , C. Freer , G. Gomez-Ceballos , M. Goncharov, P. Harris, D. Hoang, D. Kovalskyi , J. Krupa , L. Lavezzo , Y.-J. Lee , K. Long , C. Mironov , C. Paus , D. Rankin , C. Roland , G. Roland , S. Rothman , Z. Shi , G.S.F. Stephans , J. Wang, Z. Wang , B. Wyslouch , T. J. Yang 











University of Minnesota, Minneapolis, Minnesota, U.S.A.

R.M. Chatterjee, B. Crossman , B.M. Joshi , C. Kapsiak , M. Krohn , Y. Kubota , D. Mahon , J. Mans , M. Revering , R. Rusack , R. Saradhy , N. Schroeder , N. Strobbe , M.A. Wadud 












University of Mississippi, Oxford, Mississippi, U.S.A.

L.M. Cremaldi 

















University of Nebraska-Lincoln, Lincoln, Nebraska, U.S.A.

K. Bloom , M. Bryson, D.R. Claes , C. Fangmeier , F. Golf , C. Joo , I. Kravchenko , I. Reed , J.E. Siado , G.R. Snow[†], W. Tabb , A. Wightman , F. Yan , A.G. Zecchinelli 










State University of New York at Buffalo, Buffalo, New York, U.S.A.

G. Agarwal , H. Bandyopadhyay , L. Hay , I. Iashvili , A. Kharchilava , C. McLean , M. Morris , D. Nguyen , J. Pekkanen , S. Rappoccio , H. Rejeb Sfar, A. Williams 





















Northeastern University, Boston, Massachusetts, U.S.A.

G. Alverson , E. Barberis , Y. Haddad , Y. Han , A. Krishna , J. Li , G. Madigan , B. Marzocchi , D.M. Morse , V. Nguyen , T. Orimoto , A. Parker , L. Skinnari , A. Tishelman-Charny , B. Wang , D. Wood 









Northwestern University, Evanston, Illinois, U.S.A.

S. Bhattacharya , J. Bueghly, Z. Chen , A. Gilbert , K.A. Hahn , Y. Liu , D.G. Monk , N. Odell , M.H. Schmitt , A. Taliercio , M. Velasco



















University of Notre Dame, Notre Dame, Indiana, U.S.A.

R. Band , R. Bucci, M. Cremonesi, A. Das , R. Goldouzian , M. Hildreth , K. Hurtado Anampa , C. Jessop , K. Lannon , J. Lawrence , N. Loukas , L. Lutton , J. Mariano, N. Marinelli, I. Mcalister, T. McCauley , C. Mcgrady , K. Mohrman , C. Moore , Y. Musienko ¹², R. Ruchti , A. Townsend , M. Wayne , H. Yockey, M. Zarucki , L. Zygala 

The Ohio State University, Columbus, Ohio, U.S.A.

B. Bylsma, M. Carrigan , L.S. Durkin , C. Hill , M. Joyce , A. Lesauvage , M. Nunez Ornelas , K. Wei, B.L. Winer , B. R. Yates 























Princeton University, Princeton, New Jersey, U.S.A.

F.M. Addesa , H. Bouchamaoui , P. Das , G. Dezoort , P. Elmer , A. Frankenthal , B. Greenberg , N. Haubrich , S. Higginbotham , G. Kopp , S. Kwan , D. Lange , A. Loeliger , D. Marlow , I. Ojalvo , J. Olsen , D. Stickland , C. Tully 

University of Puerto Rico, Mayaguez, Puerto Rico, U.S.A.

S. Malik 
















Purdue University, West Lafayette, Indiana, U.S.A.

A.S. Bakshi , V.E. Barnes , S. Chandra , R. Chawla , S. Das , A. Gu , L. Gutay, M. Jones , A.W. Jung , D. Kondratyev , A.M. Koshy, M. Liu , G. Negro , N. Neumeister , G. Paspalaki , S. Piperov , A. Purohit , J.F. Schulte , M. Stojanovic , J. Thieman , A. K. Viridi , F. Wang , R. Xiao , W. Xie 

Purdue University Northwest, Hammond, Indiana, U.S.A.

J. Dolen , N. Parashar 


Rice University, Houston, Texas, U.S.A.

D. Acosta , A. Baty , T. Carnahan , S. Dildick , K.M. Ecklund ,
 P.J. Fernández Manteca , S. Freed, P. Gardner, F.J.M. Geurts , A. Kumar , W. Li ,
 O. Miguel Colin , B.P. Padley , R. Redjimi, J. Rotter , S. Yang , E. Yigitbasi , Y. Zhang 


















University of Rochester, Rochester, New York, U.S.A.

A. Bodek , P. de Barbaro , R. Demina , J.L. Dulemba , C. Fallon, A. Garcia-Bellido ,
 O. Hindrichs , A. Khukhunaishvili , P. Parygin , E. Popova , R. Taus , G.P. Van Onsem 

The Rockefeller University, New York, New York, U.S.A.

K. Goulianos 















Rutgers, The State University of New Jersey, Piscataway, New Jersey, U.S.A.

B. Chiarito, J.P. Chou , Y. Gershtein , E. Halkiadakis , A. Hart , M. Heindl ,
 D. Jaroslawski , O. Karacheban ²⁴, I. Laflotte , A. Lath , R. Montalvo, K. Nash,
 M. Osherson , H. Routray , S. Salur , S. Schnetzer, S. Somalwar , R. Stone ,
 S.A. Thayil , S. Thomas, J. Vora , H. Wang 





University of Tennessee, Knoxville, Tennessee, U.S.A.

H. Acharya, A.G. Delannoy , S. Fiorendi , T. Holmes , N. Karunarathna , E. Nibigira ,
 S. Spanier 

Texas A&M University, College Station, Texas, U.S.A.

M. Ahmad , O. Bouhali ⁹³, M. Dalchenko , A. Delgado , R. Eusebi , J. Gilmore ,
 T. Huang , T. Kamon ⁹⁴, H. Kim , S. Luo , S. Malhotra, R. Mueller , D. Overton ,
 D. Rathjens , A. Safonov 










Texas Tech University, Lubbock, Texas, U.S.A.

N. Akchurin , J. Damgov , V. Hegde , K. Lamichhane , S.W. Lee , T. Mengke,
 S. Muthumuni , T. Peltola , I. Volobouev , A. Whitbeck 

Vanderbilt University, Nashville, Tennessee, U.S.A.

E. Appelt , S. Greene, A. Gurrola , W. Johns , R. Kunnawalkam Elayavalli , A. Melo ,
 F. Romeo , P. Sheldon , S. Tuo , J. Velkovska , J. Viinikainen 












University of Virginia, Charlottesville, Virginia, U.S.A.











B. Cardwell , B. Cox , G. Cummings , J. Hakala , R. Hirosky , A. Ledovsky , A. Li ,
 C. Neu , C.E. Perez Lara 

Wayne State University, Detroit, Michigan, U.S.A.

P.E. Karchin 

University of Wisconsin - Madison, Madison, Wisconsin, U.S.A.

A. Aravind, S. Banerjee , K. Black , T. Bose , S. Dasu , I. De Bruyn , P. Everaerts ,
 C. Galloni, H. He , M. Herndon , A. Herve , C.K. Koraka , A. Lanaro, R. Loveless 

J. Madhusudanan Sreekala , A. Mallampalli , A. Mohammadi , S. Mondal, G. Parida ,
D. Pinna, A. Savin, V. Shang , V. Sharma , W.H. Smith , D. Teague, H.F. Tsoi ,
W. Vetens , A. Warden 

Authors affiliated with an institute or an international laboratory covered by a cooperation agreement with CERN

S. Afanasiev , V. Andreev , Yu. Andreev , T. Aushev , M. Azarkin , A. Babaev ,
A. Belyaev , V. Blinov⁹⁵, E. Boos , V. Borshch , D. Budkouski , V. Bunichev ,
V. Chekhovsky, R. Chistov ⁹⁵, M. Danilov ⁹⁵, A. Dermenev , T. Dimova ⁹⁵, I. Dremin ,
M. Dubinin ⁸⁶, L. Dudko , A. Ershov , G. Gavrilo , V. Gavrilo , S. Gninenko ,
V. Golovtcov , N. Golubev , I. Golutvin , I. Gorbunov , A. Gribushin , Y. Ivanov ,
V. Kachanov , L. Kardapoltsev ⁹⁵, V. Karjavine , A. Karneyeu , V. Kim ⁹⁵,
M. Kirakosyan, D. Kirpichnikov , M. Kirsanov , V. Klyukhin , D. Konstantinov ,
V. Korenkov , A. Kozyrev ⁹⁵, N. Krasnikov , A. Lanev , P. Levchenko ⁹⁶, A. Litomin,
N. Lychkovskaya , V. Makarenko , A. Malakhov , V. Matveev ⁹⁵, V. Murzin ,
A. Nikitenko ^{97,98}, S. Obraztsov , A. Oskin, I. Ovtin ⁹⁵, V. Palichik , V. Perelygin ,
M. Perfilov, S. Polikarpov ⁹⁵, V. Popov, O. Radchenko ⁹⁵, M. Savina , V. Savrin ,
V. Shalaev , S. Shmatov , S. Shulha , Y. Skovpen ⁹⁵, S. Slabospitskii , V. Smirnov ,
D. Sosnov , V. Sulimov , E. Tcherniaev , A. Terkulov , O. Teryaev , I. Tlisova ,
A. Toropin , L. Uvarov , A. Uzunian , P. Volkov, A. Vorobyev[†], N. Voytishin ,
B.S. Yuldashev⁹⁹, A. Zarubin , I. Zhizhin , A. Zhokin 

[†] Deceased

¹ Also at Yerevan State University, Yerevan, Armenia

² Also at TU Wien, Vienna, Austria

³ Also at Institute of Basic and Applied Sciences, Faculty of Engineering, Arab Academy for Science, Technology and Maritime Transport, Alexandria, Egypt

⁴ Also at Université Libre de Bruxelles, Bruxelles, Belgium

⁵ Also at Universidade Estadual de Campinas, Campinas, Brazil

⁶ Also at Federal University of Rio Grande do Sul, Porto Alegre, Brazil

⁷ Also at UFMS, Nova Andradina, Brazil

⁸ Also at University of Chinese Academy of Sciences, Beijing, China

⁹ Also at Nanjing Normal University Department of Physics, Nanjing, China

¹⁰ Now at The University of Iowa, Iowa City, Iowa, U.S.A.

¹¹ Also at University of Chinese Academy of Sciences, Beijing, China

¹² Also at an institute or an international laboratory covered by a cooperation agreement with CERN

¹³ Also at Suez University, Suez, Egypt

¹⁴ Now at British University in Egypt, Cairo, Egypt

¹⁵ Also at Purdue University, West Lafayette, Indiana, U.S.A.

¹⁶ Also at Université de Haute Alsace, Mulhouse, France

¹⁷ Also at Department of Physics, Tsinghua University, Beijing, China

¹⁸ Also at The University of the State of Amazonas, Manaus, Brazil

¹⁹ Also at Erzincan Binali Yildirim University, Erzincan, Turkey

²⁰ Also at University of Hamburg, Hamburg, Germany

²¹ Also at RWTH Aachen University, III. Physikalisches Institut A, Aachen, Germany

²² Also at Isfahan University of Technology, Isfahan, Iran

²³ Also at Bergische University Wuppertal (BUW), Wuppertal, Germany

²⁴ Also at Brandenburg University of Technology, Cottbus, Germany

- ²⁵ Also at *Forschungszentrum Jülich, Juelich, Germany*
- ²⁶ Also at *CERN, European Organization for Nuclear Research, Geneva, Switzerland*
- ²⁷ Also at *Physics Department, Faculty of Science, Assiut University, Assiut, Egypt*
- ²⁸ Also at *Wigner Research Centre for Physics, Budapest, Hungary*
- ²⁹ Also at *Institute of Physics, University of Debrecen, Debrecen, Hungary*
- ³⁰ Also at *Institute of Nuclear Research ATOMKI, Debrecen, Hungary*
- ³¹ Now at *Universitatea Babeş-Bolyai - Facultatea de Fizica, Cluj-Napoca, Romania*
- ³² Also at *Faculty of Informatics, University of Debrecen, Debrecen, Hungary*
- ³³ Also at *Punjab Agricultural University, Ludhiana, India*
- ³⁴ Also at *UPES - University of Petroleum and Energy Studies, Dehradun, India*
- ³⁵ Also at *University of Visva-Bharati, Santiniketan, India*
- ³⁶ Also at *University of Hyderabad, Hyderabad, India*
- ³⁷ Also at *Indian Institute of Science (IISc), Bangalore, India*
- ³⁸ Also at *Indian Institute of Technology (IIT), Mumbai, India*
- ³⁹ Also at *IIT Bhubaneswar, Bhubaneswar, India*
- ⁴⁰ Also at *Institute of Physics, Bhubaneswar, India*
- ⁴¹ Also at *Deutsches Elektronen-Synchrotron, Hamburg, Germany*
- ⁴² Also at *Sharif University of Technology, Tehran, Iran*
- ⁴³ Also at *Department of Physics, University of Science and Technology of Mazandaran, Behshahr, Iran*
- ⁴⁴ Also at *Helwan University, Cairo, Egypt*
- ⁴⁵ Also at *Italian National Agency for New Technologies, Energy and Sustainable Economic Development, Bologna, Italy*
- ⁴⁶ Also at *Centro Siciliano di Fisica Nucleare e di Struttura Della Materia, Catania, Italy*
- ⁴⁷ Also at *Università degli Studi Guglielmo Marconi, Roma, Italy*
- ⁴⁸ Also at *Scuola Superiore Meridionale, Università di Napoli ‘Federico II’, Napoli, Italy*
- ⁴⁹ Also at *Fermi National Accelerator Laboratory, Batavia, Illinois, U.S.A.*
- ⁵⁰ Also at *Università di Napoli ‘Federico II’, Napoli, Italy*
- ⁵¹ Also at *Ain Shams University, Cairo, Egypt*
- ⁵² Also at *Consiglio Nazionale delle Ricerche - Istituto Officina dei Materiali, Perugia, Italy*
- ⁵³ Also at *Riga Technical University, Riga, Latvia*
- ⁵⁴ Also at *Department of Applied Physics, Faculty of Science and Technology, Universiti Kebangsaan Malaysia, Bangi, Malaysia*
- ⁵⁵ Also at *Consejo Nacional de Ciencia y Tecnología, Mexico City, Mexico*
- ⁵⁶ Also at *IRFU, CEA, Université Paris-Saclay, Gif-sur-Yvette, France*
- ⁵⁷ Also at *Trincomalee Campus, Eastern University, Sri Lanka, Nilaveli, Sri Lanka*
- ⁵⁸ Also at *INFN Sezione di Pavia, Università di Pavia, Pavia, Italy*
- ⁵⁹ Also at *Indian Institute of Technology Hyderabad, Hyderabad, India*
- ⁶⁰ Also at *National and Kapodistrian University of Athens, Athens, Greece*
- ⁶¹ Also at *Ecole Polytechnique Fédérale Lausanne, Lausanne, Switzerland*
- ⁶² Also at *Universität Zürich, Zurich, Switzerland*
- ⁶³ Also at *Stefan Meyer Institute for Subatomic Physics, Vienna, Austria*
- ⁶⁴ Also at *Laboratoire d’Annecy-le-Vieux de Physique des Particules, IN2P3-CNRS, Annecy-le-Vieux, France*
- ⁶⁵ Also at *Near East University, Research Center of Experimental Health Science, Mersin, Turkey*
- ⁶⁶ Also at *Konya Technical University, Konya, Turkey*
- ⁶⁷ Also at *Piri Reis University, Istanbul, Turkey*
- ⁶⁸ Also at *Adiyaman University, Adiyaman, Turkey*
- ⁶⁹ Also at *Istanbul Gedik University, Istanbul, Turkey*
- ⁷⁰ Also at *Necmettin Erbakan University, Konya, Turkey*
- ⁷¹ Also at *Bozok Universitetesi Rektörlüğü, Yozgat, Turkey*
- ⁷² Also at *Marmara University, Istanbul, Turkey*
- ⁷³ Also at *Milli Savunma University, Istanbul, Turkey*

- ⁷⁴ Also at Kafkas University, Kars, Turkey
⁷⁵ Also at Hacettepe University, Ankara, Turkey
⁷⁶ Also at Istanbul University - Cerrahpasa, Faculty of Engineering, Istanbul, Turkey
⁷⁷ Also at Ozyegin University, Istanbul, Turkey
⁷⁸ Also at Vrije Universiteit Brussel, Brussel, Belgium
⁷⁹ Also at School of Physics and Astronomy, University of Southampton, Southampton, United Kingdom
⁸⁰ Also at University of Bristol, Bristol, United Kingdom
⁸¹ Also at IPPP Durham University, Durham, United Kingdom
⁸² Also at Monash University, Faculty of Science, Clayton, Australia
⁸³ Also at Università di Torino, Torino, Italy
⁸⁴ Also at Bethel University, St. Paul, Minnesota, U.S.A.
⁸⁵ Also at Karamanoğlu Mehmetbey University, Karaman, Turkey
⁸⁶ Also at California Institute of Technology, Pasadena, California, U.S.A.
⁸⁷ Also at United States Naval Academy, Annapolis, Maryland, U.S.A.
⁸⁸ Also at University of Florida, Gainesville, Florida, U.S.A.
⁸⁹ Also at Bingol University, Bingol, Turkey
⁹⁰ Also at Georgian Technical University, Tbilisi, Georgia
⁹¹ Also at Sinop University, Sinop, Turkey
⁹² Also at Erciyes University, Kayseri, Turkey
⁹³ Also at Texas A&M University at Qatar, Doha, Qatar
⁹⁴ Also at Kyungpook National University, Daegu, Korea
⁹⁵ Also at another institute or international laboratory covered by a cooperation agreement with CERN
⁹⁶ Also at Northeastern University, Boston, Massachusetts, U.S.A.
⁹⁷ Also at Imperial College, London, United Kingdom
⁹⁸ Now at Yerevan Physics Institute, Yerevan, Armenia
⁹⁹ Also at Institute of Nuclear Physics of the Uzbekistan Academy of Sciences, Tashkent, Uzbekistan