

PPPPPP

Concert installation for 6 piano players & piano rolls,
with choreography, lighting, video projection & sound
diffusion. Video film: Olalla Lemus.

Caroline Wilkins 2009/10

duration: ca. 30 mins.

The title takes its origins from an earlier work written for mechanical player piano and piano player. The purely functional role assigned earlier to a perforated score as something to be 'read' by the machine, is displaced by its re-appearance as an object installed in space. This contradiction is highlighted by the use of electric pianos - instruments with no 'mechanism' as such - instead of acoustic pianos for the performance.

Scenario:

Spotlights are projected on to the arena around the stage area. The public enters, followed later by the players, dressed in gaudy, tatty tails and absorbed in the task of unravelling an 'object' - a scroll of a piano roll. The sound of the paper is very audible in this process. Sometimes they pause motionless in mid-movement, unexpectedly and independently, their gesture 'frozen' like a tableau, before continuing and perhaps choosing another tempo of movement. There are spontaneous encounters between performers and public as the paper is moved and gradually installed in the space, hung vertically on suspended threads with hooks attached.

The arena lighting fades out in a cross-fade with a build of profile-spot back-light on to the suspended note rolls. The performers take up their places at the keyboards.

Very focussed centre-stage lighting is projected on the keyboards.

The music begins. There are moments when some of the players 'freeze' in mid-motion whilst playing, the others continuing. Important is the sustained tension during this stillness, in which they must avoid any movement such as page turning otherwise the dramatic effect will be lost to the audience.

Towards the end of the work, (after a long multiple glissando), each pianist begins to play 'silently', depressing the keys with no resulting sound, slowing down their movement in staggered succession until the final one is completed. During this time the back-lighting on the piano rolls is faded out and video projection on to their front surface commences. The players hold their last posture in absolute stillness until the film finishes (2 minutes). A 10 second pause concludes the work, during which centre stage lights fade slowly to complete blackout.

Technical requirements:

6 electric keyboards with their standing monitor speakers.
4 larger Genelec speakers, amplifier, mixing desk.

Video projector, DVD player.
Lighting rig, PC Profile spots, Fresnels, dimmer board.

Materials:

6 piano rolls with frame strips at top and bottom.
Suspended invisible thread.
The parts are rolled onto a simple cardboard cylinder and unfurled at the keyboard.

PPPPPP - Scenario

Entrance: (see sketch)

LIGHT – (soft Fresnels) large corridors of light on the arena surrounding centre stage.

The 6 performers enter dressed in tatty tails, carrying / dragging / unfurling piano rolls as they move through the audience, and approaching the area where the cords are suspended.

With the help of audience members, they install each one on its hook so that it hangs from the cord and leaving the unwound remains on the floor.

Performers take up their positions at the keyboards.

LIGHTS on centre stage. Arena lights off. Spotlight(s) from behind piano rolls on.

The music begins.

Each player has sudden moments of long silence during the performance, during which they should remain absolutely still, as though ‘frozen’ in mid-play. (*see sketch*)

This requires some choreography in terms of score page shifting, so that this is not done during the long silences as it would break the intended dramatic tension.

Ending:

BACKLIGHT behind piano rolls off as the players move their hands across the keyboard producing no sound (volume off) in ‘silent playing’.

Meanwhile the video (without sound) is projected on to the surface of the piano rolls. (*see sketch*)

FADE lights on centre stage very slowly.

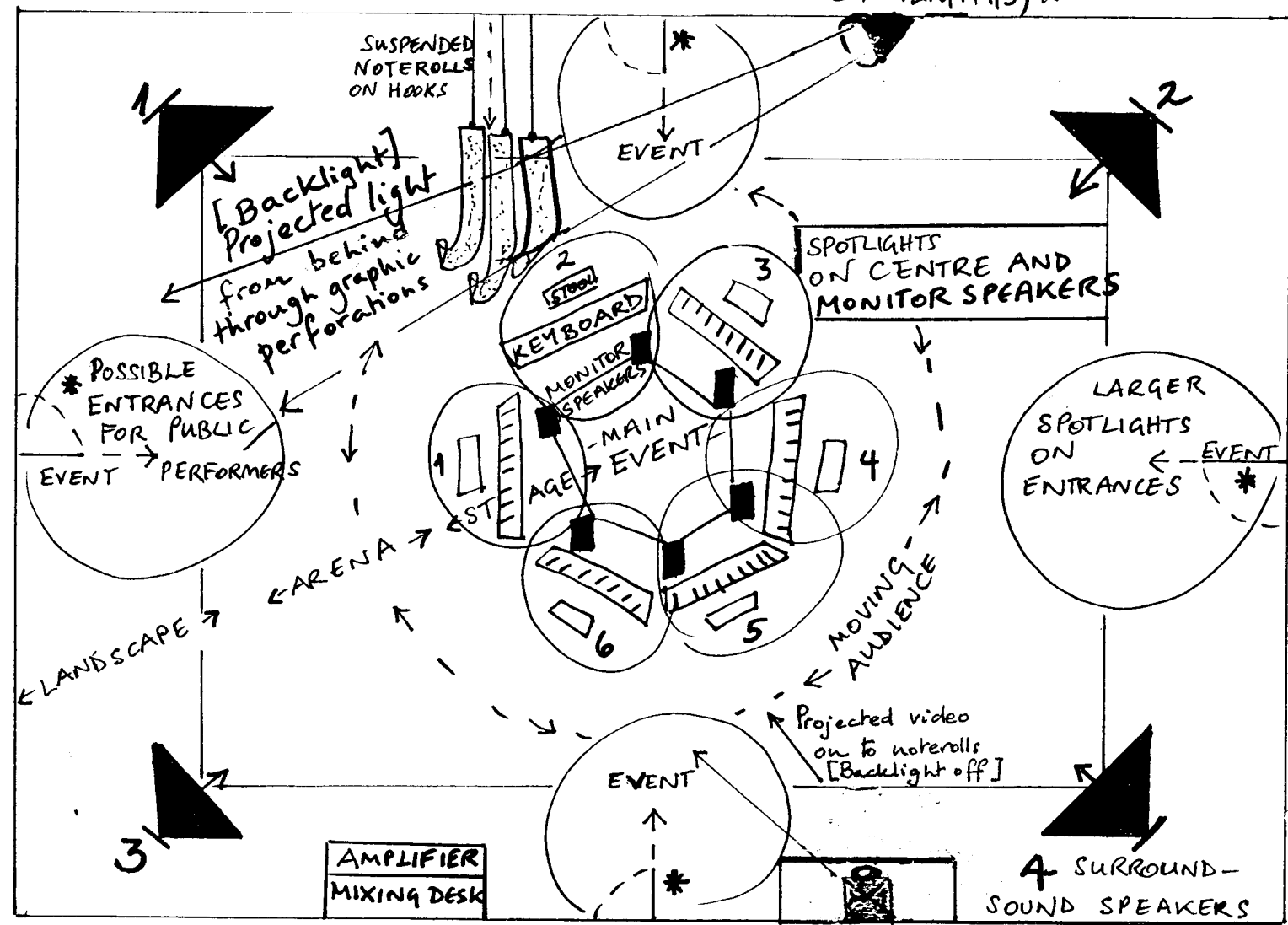
Players gradually slow down to a stop and remain motionless in that position.

End of film.

BLACKOUT.


Scenography sketch, 'PPPPPP'

SPOTLIGHTS 2009, Caroline Wilkins 2010



MOUNTED VIDEO PROJECTOR [+ DVD player]


Entrances



Frozen Gesture



End



FVO

Conclusions

Allegro $\text{♩} = 144/152 \text{ mm}$

molto sostenuto e grandioso

18v

Piano I

Piano II

Piano III

Piano IV

Piano V

Piano VI

18v

18v

P I

P II

P III

P IV

P V

P VI

18v

Handwritten musical score for the first system, featuring six staves labeled P I, P II, P III, P IV, P V, and P VI. The notation includes various rhythmic values, accidentals, and articulation marks. P V and P VI contain sixteenth-note passages with slurs and fingerings (6 and 9).

Handwritten musical score for the second system, featuring four staves labeled P I, P II, P V, and P VI. P I contains rhythmic patterns with slurs. P II includes a section marked *mf* and *sec* with a sixteenth-note passage. P V and P VI contain sixteenth-note passages with slurs and fingerings (6 and 9).

P II

Musical score for P II and P VI. P II consists of two staves with complex rhythmic patterns and accidentals. P VI consists of two staves with simple rhythmic patterns.

P VI

(5)

P II

P III

P IV

P V

P VI

Musical score for P II, P III, P IV, P V, and P VI. P II consists of two staves with complex rhythmic patterns and accidentals. P III, P IV, P V, and P VI each consist of two staves with complex rhythmic patterns and accidentals. P VI has a 'Ped' marking at the end.

(16)

-30-

brillante

piu mosso *marcato e preciso*

Handwritten musical score for page 40, featuring staves for P I, P II, P IV, P V, and P VI. The score includes various musical notations such as chords, accidentals, and dynamic markings. A section labeled "Sec" is present in the first system. Fingerings like "5 7 7." and "7 7." are indicated. A circled section in the P IV and P V staves contains a complex chordal passage with a "6" marking. A double bar line is present at the end of the system.

brillante

Handwritten musical score for page 50, featuring staves for P I, P II, P IV, P V, and P VI. The score includes various musical notations such as chords, accidentals, and dynamic markings. A section labeled "mp" is present in the P II staff. Fingerings like "7 7." and "7 7." are indicated. A circled section in the P V staff contains a complex chordal passage with a "3" marking. A double bar line is present at the end of the system.

P I
 P II
 P III
 P IV
 P V
 P VI

pent. gliss.
diat. gliss.

18v
18v

- 60 -

A più mosso e scherzando

P I
 P II
 P III
 P IV
 P V
 P VI

5
8

mf
mf
mf
mf

18v
18v

Ped _____

8v *leggiere*

P I

P II

P II

P II

P II

8v *-70-*

P II

P II

P II

P II

16 7 7. (8)

6 9 (5)

P II

P III

P IV

P V

P VI

8 16 7. 7. 7. (8)

scherzando - 80 -

P I

P II

P III

P IV

P V

P VI

9

6

(pent. gliss)

P III

(diat. gliss)

(pent. gliss)

P IV

(diat. gliss)

(pent. gliss)

P V

(diat. gliss)

(pent. gliss)

P VI

(diat. gliss)

B *risoluto*

P I

9 7. 7. 7. 5

P IV

P V

P VI

16 7. 7. 7. 8

molto marcato

-90-

furioso

18v

P I

P II

P I

P II

-100-

subito delicato

leggiere p

P I

P II

P I

P II

-110-

6

5

8

8

P I

P II

molto leggero scherzando

P I

P II

P III

P IV

P VI

P I

P II

P IV

P VI

C -120-
risoluto

Handwritten musical score for the first system, featuring staves for P I, P II, P III, P IV, P V, and P VI. The score includes various musical notations such as chords, triplets, and dynamic markings. A large handwritten number '3' is present in the P I staff, and another '3' is in the P II staff. The P VI staff contains a large handwritten number '8' and a circled '8'. The system concludes with a circled '7' and a circled '8' on the right margin.

Handwritten musical score for the second system, featuring staves for P I, P II, P III, P IV, P V, and P VI. The score includes various musical notations such as chords, triplets, and dynamic markings. The P I staff is marked with the instruction "brillante e virtuoso" and contains a circled '3'. The P VI staff contains a circled '4'. The system concludes with a circled '3' and a circled '4' on the right margin.

Handwritten musical score for six string parts (P I to P VI). The score includes various musical notations such as notes, rests, and fingerings. A dynamic marking *mf* is present at the top. The first system shows P I with notes 3 7. 5 and a 5. P II has a complex melodic line with many notes and rests. P III, P IV, and P V have sparse notation with some notes and rests. P VI has a rhythmic line with notes like 16 7. 8 7. 7. 7. 7. 16 7 7. 7 7.

subito sostenuto e calmo

Handwritten musical score for six string parts (P I to P VI) in a second system. The score includes various musical notations such as notes, rests, and fingerings. A dynamic marking *8v* is present. The first system shows P I with notes 7 7. 5 and a 5. P II has a complex melodic line with many notes and rests. P III, P IV, and P V have sparse notation with some notes and rests. P VI has a rhythmic line with notes like 8.

molto staccato e furioso
- 140 -

P I

P II

P I

P II

P I

P II

trousque

P II

6 -150- 4 5

8 8 8

P II

pp morendo ppp

P I

P II

9 5

16 8

(6)
(8)
(5)
(16)

D

pp

8v

P III

7

6 7. 7. 4 6 7. 7.

(5)

P IV

6

16 7. 7. 16 5 16 7. 7.

(16)

pp

170

28v

P III

7 7. 4 7.

(4)

7

7

7

P IV

16 7. 7. 6 7. 7.

(16)

P III

4 6 9

P IV

7 7. 7. 7.

P V

16 7 7 16 7. 7. 16 7. 7. *pp*

8v

poco - a - poco - cresc.

8v

P III

P IV

P V

Handwritten musical score for three parts: P III, P IV, and P V. The score is divided into two measures. The first measure contains rhythmic notation with stems and beams. The second measure begins with a dynamic marking 'p' and contains more complex rhythmic notation. The measure numbers (6) and (16) are written at the end of the respective staves.

Handwritten musical score for two parts: P III and P VI. The score is divided into two measures. The first measure contains rhythmic notation with stems and beams. The second measure contains more complex rhythmic notation. The measure numbers 6 and 16 are written at the beginning of the respective staves.

Handwritten musical score for three parts: P III, P V, and P VI. The score is divided into two measures. The first measure contains rhythmic notation with stems and beams. The second measure contains more complex rhythmic notation. The measure numbers (5) and (16) are written at the end of the respective staves. A dynamic marking 'mp' is present in the P VI part.

Handwritten musical score for two parts: P IV and P V. The score is divided into two measures. The first measure contains rhythmic notation with stems and beams. The second measure contains more complex rhythmic notation. The measure numbers (5) and (8) are written at the end of the respective staves. A dynamic marking 'mp' is present in the P V part.

E

grandioso

più mosso

PI

PI

18v
PIV

PIV

PIV

18v 8

- 200 -

PIV

18v
PIV

PIV

PIV

PIV

PIV

P V 18v (H)
 P VI 18v mp mf

P V -210-
 P VI (H)

P I 18v 5 mf 5 16 8 160mm
 P II p
 P VI

P I 18v $-220-$ mf
 P IV 18v (H) 18v

P I
 P IV

-230-

P I

P IV

P III

P IV

P V

F

risoluto

-240-

P I

P II

P III

P V

(5)

(16)

16

(8)

8v

mp

P I

P VI

8

8v

This page contains a handwritten musical score for piano, consisting of two systems of staves. The first system includes staves for P II, P VI, P I, P II, P II, and P VI. The second system includes staves for P II, P II, and P VI. The score is written in a common time signature and features various musical notations including notes, rests, and dynamic markings such as *p*, *mp*, and *f*. There are also performance instructions like *8v* and *18v* and some circled annotations. The page is marked with double lines at the beginning and end of each system, indicating section boundaries.

9

P I

5 7 7. 6 pp cantabile

P II

P III

molto leggiero 18ve

7 16 8

P I

18ve

P IV

molto leggiero pp

P V

molto leggiero pp

- 270 -

P I

P V

P VI

molto leggiero pp

(4)

(8)

18ve pp cantabile

P I

P II

8 pp cantabile

8 pp

* depress keys silently, crossing L & R hands alternately in own time.

turn volume off

P I *

P II *

P III

P IV

P V

P VI

18v

pent. gliss.

diat. gliss.

pp

28v

7 7

7 7

7 7

16 7 7

Ped. throughout.
poco - a - poco - rall.

turn volume off

P I

P II

P III *

P IV *

P V *

P VI *

18v

each player finishes movements in own time.

remain v. still,
hands resting
on keyboards

Carole Miller 2010