



Search for production of four top quarks in final states with same-sign or multiple leptons in proton-proton collisions at $\sqrt{s} = 13$ TeV

The CMS Collaboration*

Abstract

The standard model (SM) production of four top quarks ($t\bar{t}t\bar{t}$) in proton-proton collisions is studied by the CMS Collaboration. The data sample, collected during the 2016–2018 data taking of the LHC, corresponds to an integrated luminosity of 137 fb^{-1} at a center-of-mass energy of 13 TeV. The events are required to contain two same-sign charged leptons (electrons or muons) or at least three leptons, and jets. The observed and expected significances for the $t\bar{t}t\bar{t}$ signal are respectively 2.6 and 2.7 standard deviations, and the $t\bar{t}t\bar{t}$ cross section is measured to be $12.6^{+5.8}_{-5.2} \text{ fb}$. The results are used to constrain the Yukawa coupling of the top quark to the Higgs boson, y_t , yielding a limit of $|y_t/y_t^{\text{SM}}| < 1.7$ at 95% confidence level, where y_t^{SM} is the SM value of y_t . They are also used to constrain the oblique parameter of the Higgs boson in an effective field theory framework, $\hat{H} < 0.12$. Limits are set on the production of a heavy scalar or pseudoscalar boson in Type-II two-Higgs-doublet and simplified dark matter models, with exclusion limits reaching 350–470 GeV and 350–550 GeV for scalar and pseudoscalar bosons, respectively. Upper bounds are also set on couplings of the top quark to new light particles.

"Published in the European Physical Journal C as doi:10.1140/epjc/s10052-019-7593-7."

1 Introduction

The production of four top quarks ($t\bar{t}t\bar{t}$) is a rare standard model (SM) process, with a predicted cross section of $\sigma(pp \rightarrow t\bar{t}t\bar{t}) = 12.0^{+2.2}_{-2.5}$ fb in proton-proton (pp) collisions at a center-of-mass energy of 13 TeV, as calculated at next-to-leading-order (NLO) accuracy for both quantum chromodynamics and electroweak interactions [1]. Representative leading-order (LO) Feynman diagrams for SM production of $t\bar{t}t\bar{t}$ are shown in Fig. 1.

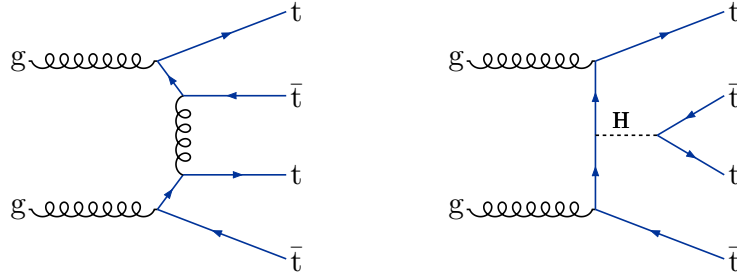


Figure 1: Typical Feynman diagrams for $t\bar{t}t\bar{t}$ production at leading order in the SM.

The $t\bar{t}t\bar{t}$ cross section can be used to constrain the magnitude and CP properties of the Yukawa coupling of the top quark to the Higgs boson [2, 3]. Moreover, $t\bar{t}t\bar{t}$ production can be significantly enhanced by beyond-the-SM (BSM) particles and interactions. New particles coupled to the top quark, such as heavy scalar and pseudoscalar bosons predicted in Type-II two-Higgs-doublet models (2HDM) [4–6] and by simplified models of dark matter (DM) [7, 8], can contribute to $\sigma(pp \rightarrow t\bar{t}t\bar{t})$ when their masses are larger than twice the mass of the top quark, with diagrams similar to Fig. 1 (right). Additionally, less massive particles can enhance $\sigma(pp \rightarrow t\bar{t}t\bar{t})$ via off-shell contributions [9]. In the model-independent framework of SM effective field theory, four-fermion couplings [10], as well as a modifier to the Higgs boson propagator [11], can be constrained through a measurement of $\sigma(pp \rightarrow t\bar{t}t\bar{t})$. Conversely, models with new particles with masses on the order of 1 TeV, such as gluino pair production in the framework of supersymmetry [12–21], are more effectively probed through studies of $t\bar{t}t\bar{t}$ production in boosted events or by requiring very large imbalances in momentum.

Each top quark primarily decays to a bottom quark and a W boson, and each W boson decays to either leptons or quarks. As a result, the $t\bar{t}t\bar{t}$ final state contains jets mainly from the hadronization of light (u, d, s, c) quarks (light-flavor jets) and b quarks (b jets), and can also contain isolated charged leptons and missing transverse momentum arising from emitted neutrinos. Final states with either two same-sign leptons or at least three leptons, considering $W \rightarrow \ell\nu$ ($\ell = e$ or μ) and including leptonic decays of τ leptons, correspond to a combined branching fraction of approximately 12% [22]. The relatively low levels of background make these channels the most sensitive to $t\bar{t}t\bar{t}$ events produced with SM-like kinematic properties [23].

Previous searches for $t\bar{t}t\bar{t}$ production in 13 TeV pp collisions were performed by the ATLAS [24, 25] and CMS [23, 26, 27] Collaborations. The most sensitive results, based on an integrated luminosity of approximately 36 fb^{-1} collected by each experiment, led to cross section measurements of 28.5^{+12}_{-11} fb with an observed (expected) significance of 2.8 (1.0) standard deviations by ATLAS [25], and 13^{+11}_{-9} fb with an observed (expected) significance of 1.4 (1.1) standard deviations by CMS [23], both consistent with the SM prediction.

The analysis described in this paper improves upon the CMS search presented in Ref. [27], and supersedes the results, by taking advantage of upgrades to the CMS detector and by optimizing the definitions of the signal regions for the integrated luminosity of 137 fb^{-1} . The reference cross section for SM $t\bar{t}t\bar{t}$, $12.0^{+2.2}_{-2.5}$ fb, used to determine the expected statistical significance of

the search, as well as in interpretations for which SM $t\bar{t}\bar{t}$ is a background, includes NLO electroweak effects, in contrast to the $9.2^{+2.9}_{-2.4}$ fb [28] used in the previous search. In addition to the analysis strategy used in the previous search, a new multivariate classifier is defined to maximize the sensitivity to the SM $t\bar{t}\bar{t}$ signal.

2 Background and signal simulation

Monte Carlo (MC) simulated samples at NLO are used to evaluate the signal acceptance for the SM $t\bar{t}\bar{t}$ process and to estimate the backgrounds from diboson ($WZ, ZZ, Z\gamma, W^\pm W^\pm$) and triboson ($WWW, WWZ, WZZ, ZZZ, WW\gamma, WZ\gamma$) processes. Simulated samples generated at NLO are also used to estimate backgrounds from associated production of single top quarks and vector bosons ($tWZ, tZq, t\gamma$), or $t\bar{t}$ produced in association with a single boson ($t\bar{t}W, t\bar{t}Z, t\bar{t}H, t\bar{t}\gamma$). Three separate sets of simulated events for each process are used in order to match the different data-taking conditions and algorithms used in 2016, 2017, and 2018. Most samples are generated using the MADGRAPH5_aMC@NLO 2.2.2 (2.4.2) program [28] at NLO for 2016 samples (2017 and 2018 samples) with at most two additional partons in the matrix element calculations. In particular, the $t\bar{t}W$ sample is generated with up to one additional parton, and $t\bar{t}Z$ and $t\bar{t}H$ with no additional partons. The $t\bar{t}Z$ sample, which includes $t\bar{t}Z/\gamma^* \rightarrow \ell\ell$, is generated with a dilepton invariant mass greater than 1 GeV. For the WZ sample used with 2016 conditions, as well as all ZZ and $t\bar{t}H$ samples, the POWHEG BOX v2 [29, 30] program is used. The MADGRAPH5_aMC@NLO generator at LO with up to three additional partons, scaled to NLO cross sections, is used to produce a subset of samples for some of the data taking periods: $W\gamma$ (2016), $t\bar{t}\gamma$ (2017 and 2018), tZq (2018), and $t\gamma$ (2018) [28]. Other rare backgrounds, such as $t\bar{t}$ production in association with dibosons ($t\bar{t}WW, t\bar{t}WZ, t\bar{t}ZZ, t\bar{t}WH, t\bar{t}ZW, t\bar{t}HH$) and triple top quark production ($t\bar{t}t, t\bar{t}tW$), are generated using LO MADGRAPH5_aMC@NLO without additional partons, and scaled to NLO cross sections [31]. The background from radiative top decays, with $\gamma^* \rightarrow \ell\ell$, was found to be negligible in this analysis.

The top quark associated production modes for a heavy scalar (H) or pseudoscalar (A) in the mass range of [350, 650] GeV, $t\bar{t}H/A, tqH/A, tWH/A$, with subsequent decays of H/A into a pair of top quarks, are generated using LO MADGRAPH5_aMC@NLO, with one additional parton for all but the tqH/A production mode. In the context of type-II 2HDM, these samples are scaled to LO cross sections obtained with MADGRAPH5_aMC@NLO model, “2HDMtII” [32, 33]. For the choice $\tan\beta = 1$ in the alignment limit [34], where $\tan\beta$ represents the ratio of vacuum expectation values of the two Higgs doublets, these cross sections reproduce those of Ref. [6], which were also used in the previous CMS result [27]. In the context of simplified models of dark matter, these samples are scaled to LO cross sections obtained with the model used in Ref. [35], which includes kinematically accessible decays of the mediator into a pair of top quarks. The processes are simulated in the narrow-width approximation, suitable for the parameter space studied here, in which the width of the mediator is 5% of its mass or less. Samples and cross sections used for constraining the modified Higgs boson propagator are generated using MADGRAPH5_aMC@NLO at LO, matching the prescription of Ref. [11]. Cross sections used for SM $t\bar{t}\bar{t}$ enhanced by scalar and vector off-shell diagrams are obtained at LO from Ref. [9].

The NNPDF3.0LO (NNPDF3.0NLO) [36] parton distribution functions (PDFs) are used to generate all LO (NLO) 2016 samples, while NNPDF3.1 next-to-next-to-leading order [37] is used for 2017 and 2018 samples. Parton showering and hadronization, as well as $W^\pm W^\pm$ production from double-parton scattering, are modeled by the PYTHIA 8.205 [38] program for 2016 samples and PYTHIA 8.230 [39] for 2017 and 2018 samples, while the MLM [40] and FxFx [41]

prescriptions are employed in matching additional partons from the matrix element calculations to those from parton showers for the LO and NLO samples, respectively. The underlying event modeling uses the CUETP8M1 tune [42, 43] for 2016, and CP5 [44] for 2017 and 2018 data sets, respectively. The top quark mass in the Monte Carlo programs is set to 172.5 GeV. The GEANT4 package [45] is used to model the response of the CMS detector. Additional pp interactions (pileup) within the same or nearby bunch crossings are also included in the simulated events.

3 The CMS detector and event reconstruction

The central feature of the CMS detector is a superconducting solenoid of 6 m internal diameter, providing a magnetic field of 3.8 T. Within the solenoid volume are a silicon pixel and strip tracker, a lead tungstate crystal electromagnetic calorimeter (ECAL), and a brass and scintillator hadron calorimeter (HCAL), each composed of a barrel and two endcap sections. Forward calorimeters extend the pseudorapidity (η) coverage provided by the barrel and endcap detectors. Muons are detected in gas-ionization chambers embedded in the steel flux-return yoke outside the solenoid. A more detailed description of the CMS detector, together with a definition of the coordinate system used and the relevant variables, can be found in Ref. [46].

Events of interest are selected using a two-tiered trigger system [47]. The first level, composed of custom hardware processors, uses information from the calorimeters and muon detectors to select events at a rate of around 100 kHz within a time interval of less than 4 μ s. The second level, known as the high-level trigger, consists of a farm of processors running a version of the full event reconstruction software optimized for fast processing, and reduces the event rate to around 1 kHz before data storage.

The reconstructed vertex with the largest value of summed physics-object squared-transverse-momentum is taken to be the primary pp interaction vertex. The physics objects are the jets, clustered using the jet finding algorithm [48, 49] with the tracks assigned to the vertex as inputs, and the associated missing transverse momentum, taken as the negative vector sum of the transverse momentum (p_T) of those jets.

The particle-flow algorithm [50] aims to reconstruct and identify each individual particle in an event, with an optimized combination of information from the various elements of the CMS detector. The energy of photons is directly obtained from the ECAL measurement. The energy of electrons is determined from a combination of the electron momentum at the primary interaction vertex as determined by the tracker, the energy of the corresponding ECAL cluster, and the energy sum of all bremsstrahlung photons spatially compatible with the electron track [51]. The momentum of muons is obtained from the curvature of the corresponding track, combining information from the silicon tracker and the muon system [52]. The energy of charged hadrons is determined from a combination of their momentum measured in the tracker and the matching ECAL and HCAL energy deposits, corrected for the response function of the calorimeters to hadronic showers. The energy of neutral hadrons is obtained from the corresponding corrected ECAL and HCAL energies.

Hadronic jets are clustered from neutral PF candidates and charged PF candidates associated with the primary vertex, using the anti- k_T algorithm [48, 49] with a distance parameter of 0.4. The jet momentum is determined as the vectorial sum of all PF candidate momenta in the jet. An offset correction is applied to jet energies to take into account the contribution from pileup [53]. Jet energy corrections are derived from simulation and are improved with in situ measurements of the energy balance in dijet, multijet, γ +jet, and leptonically decaying Z+jet

events [54, 55]. Additional selection criteria are applied to each jet to remove jets potentially affected by instrumental effects or reconstruction failures [56]. Jets originating from b quarks are identified as b-tagged jets using a deep neural network algorithm, DeepCSV [57], with a working point chosen such that the efficiency to identify a b jet is 55–70% for a jet p_T between 20 and 400 GeV. The misidentification rate is approximately 1–2% for light-flavor and gluon jets and 10–15% for charm jets, in the same jet p_T range. The vector \vec{p}_T^{miss} is defined as the projection on the plane perpendicular to the beams of the negative vector sum of the momenta of all reconstructed PF candidates in an event [58]. Its magnitude, called missing transverse momentum, is referred to as p_T^{miss} .

4 Event selection and search strategy

The identification, isolation, and impact parameter requirement with respect to the primary vertex, imposed on electrons and muons are the same as those of Ref. [27] when analyzing the 2016 data set, while for the 2017 and 2018 data sets the identification of electrons and the isolation of both electrons and muons are modified to take into account the increased pileup. For electrons, identification is based on a multivariate discriminant using shower shape and track quality variables, while muon identification is based on the quality of the geometrical matching between measurements in the tracker and the muon system. The isolation requirement, introduced in Ref. [59], is designed to distinguish the charged leptons produced in W and Z decays (“prompt leptons”) from the leptons produced in hadron decays or in conversions of photons in jets, as well as hadrons misidentified as leptons (collectively defined as “nonprompt leptons”). The requirements to minimize charge misassignment are the same as in Ref. [27]: muon tracks are required to have a small uncertainty in p_T and electron tracks are required to have the same charge as that obtained from comparing a linear projection of the pixel detector hits to the position of the calorimeter deposit. The combined efficiency to reconstruct and identify leptons is in the range of 45–80 (70–90)% for electrons (muons), increasing as a function of p_T and reaching the maximum value for $p_T > 60$ GeV.

For the purpose of counting leptons and jets, the following requirements are applied: the number of leptons (N_ℓ) is defined to be the multiplicity of electrons and muons with $p_T > 20$ GeV and either $|\eta| < 2.5$ (electrons) or $|\eta| < 2.4$ (muons), the number of jets (N_{jets}) counts all jets with $p_T > 40$ GeV and $|\eta| < 2.4$, and the number of b-tagged jets (N_b) counts b-tagged jets with $p_T > 25$ GeV and $|\eta| < 2.4$. In order to be included in N_{jets} , N_b , and the H_T variable, which is defined as the scalar p_T sum of all jets in an event, jets and b-tagged jets must have an angular separation $\Delta R > 0.4$ with respect to all selected leptons. This angular separation is defined as $\Delta R = \sqrt{(\Delta\eta)^2 + (\Delta\phi)^2}$, where $\Delta\eta$ and $\Delta\phi$ are the differences in pseudorapidity and azimuthal angle, respectively, between the directions of the lepton and the jet.

Events were recorded using either a dilepton+ H_T (2016) or a set of dilepton triggers (2017 and 2018). The dilepton+ H_T trigger requires two leptons with $p_T > 8$ GeV and a minimum H_T requirement that is fully efficient with respect to the offline requirement of 300 GeV. The dilepton triggers require either two muons with $p_T > 17$ and 8 GeV, two electrons with $p_T > 23$ and 12 GeV, or an $e\mu$ pair with $p_T > 23$ GeV for the higher- p_T (leading) lepton and $p_T > 12$ (8) GeV for the lower- p_T (trailing) electron (muon). The trigger efficiency within the detector acceptance is measured in data to be greater than 90% for ee , $e\mu$, and $\mu\mu$ events, and nearly 100% for events with at least three leptons.

We define a baseline selection that requires $H_T > 300$ GeV and $p_T^{\text{miss}} > 50$ GeV, two or more jets ($N_{\text{jets}} \geq 2$) and b-tagged jets ($N_b \geq 2$), a leading lepton with $p_T > 25$ GeV, and a trailing

lepton of the same charge with $p_T > 20$ GeV. Events with same-sign electron pairs with an invariant mass below 12 GeV are rejected to reduce the background from production of low-mass resonances with a charge-misidentified electron. Events where a third lepton with $p_T > 7$ (5) GeV for electrons (muons) forms an opposite-sign (OS) same-flavor pair with an invariant mass below 12 GeV or between 76 and 106 GeV are also rejected. Inverting this resonance veto, the latter events are used to populate a $t\bar{t}Z$ background control region (CRZ) if the invariant mass is between 76 and 106 GeV and the third lepton has $p_T > 20$ GeV. After this baseline selection, the signal acceptance is approximately 1.5%, including branching fractions.

Events passing the baseline selection are split into several signal and control regions, following two independent approaches. In the first analysis, similarly to Ref. [27] and referred to as “cut-based”, the variables N_{jets} , N_b , and N_ℓ are used to subdivide events into 14 mutually exclusive signal regions (SRs) and a control region (CR) enriched in $t\bar{t}W$ background (CRW), to complement the CRZ defined above, as detailed in Table 1. In the boosted decision tree (BDT) analysis, the CRZ is the only control region, and the remaining events are subdivided into 17 SRs by discretizing the discriminant output of a BDT trained to separate $t\bar{t}t\bar{t}$ events from the sum of the SM backgrounds.

The BDT classifier utilizes a gradient boosting algorithm to train 500 trees with a depth of 4 using simulation, and is based on the following 19 variables: N_{jets} , N_b , N_ℓ , p_T^{miss} , H_T , two alternative definitions of N_b based on b tagging working points tighter or looser than the default one, the scalar p_T sum of b-tagged jets, the p_T of the three leading leptons, of the leading jet and of the sixth, seventh, and eighth jets, the azimuthal angle between the two leading leptons, the invariant mass formed by the leading lepton and the leading jet, the charge of the leading lepton, and the highest ratio of the jet mass to the jet p_T in the event (to provide sensitivity to boosted, hadronically-decaying top quarks and W bosons). Three of the most performant input variables, N_{jets} , N_b , and N_ℓ , correspond to the variables used for the cut-based analysis. Top quark tagging algorithms to identify hadronically decaying top quarks based on invariant masses of jet combinations, similarly to Ref. [23], were also tested, but did not improve the expected sensitivity. Such algorithms could only contribute in the handful of events where all the top quark decay products were found, and these events already have very small background yields. In each analysis, the observed and predicted yields in the CRs and SRs are used in a maximum likelihood fit with nuisance parameters to measure $\sigma(\text{pp} \rightarrow t\bar{t}t\bar{t})$, following the procedure described in Section 7.

5 Backgrounds

In addition to the $t\bar{t}t\bar{t}$ signal, several other SM processes result in final states with same-sign dileptons or at least three leptons, and several jets and b jets. These backgrounds primarily consist of processes where $t\bar{t}$ is produced in association with additional bosons that decay to leptons, such as $t\bar{t}W$, $t\bar{t}Z$, and $t\bar{t}H$ (mainly in the $H \rightarrow WW$ channel), as well as dilepton $t\bar{t}$ events with a charge-misidentified prompt-lepton and single-lepton $t\bar{t}$ events with an additional nonprompt lepton.

The prompt-lepton backgrounds, dominated by $t\bar{t}W$, $t\bar{t}Z$, and $t\bar{t}H$, are estimated using simulated events. Dedicated CRs are used to constrain the normalization for $t\bar{t}W$ (cut-based analysis) and $t\bar{t}Z$ (cut-based and BDT analyses), while for other processes described in the next paragraph, the normalization is based on the NLO cross sections referenced in Section 2.

Processes with minor contributions are grouped into three categories. The “ $t\bar{t}VV$ ” category includes the associated production of $t\bar{t}$ with a pair of bosons (W, Z, H), dominated by $t\bar{t}WW$.

Table 1: Definition of the 14 SRs and two CRs for the cut-based analysis.

N_ℓ	N_b	N_{jets}	Region
2	2	≤ 5	CRW
		6	SR1
		7	SR2
		≥ 8	SR3
	3	5	SR4
		6	SR5
		7	SR6
		≥ 8	SR7
	≥ 4	≥ 5	SR8
≥ 3	2	5	SR9
		6	SR10
		≥ 7	SR11
	≥ 3	4	SR12
		5	SR13
		≥ 6	SR14
Inverted resonance veto			CRZ

The “ $X\gamma$ ” category includes processes where a photon accompanies a vector boson, a top quark, or a top-antitop quark pair. The photon undergoes a conversion, resulting in the identification of an electron in the final state. The category is dominated by $t\bar{t}\gamma$, with smaller contributions from $W\gamma$, $Z\gamma$, and $t\gamma$. Finally, the “Rare” category includes all residual processes with top quarks (tZq , tWZ , $t\bar{t}$, and $t\bar{t}tW$) or without them (WZ , ZZ , $W^\pm W^\pm$ from single- and double-parton scattering, and triboson production).

Since the $t\bar{t}W$, $t\bar{t}Z$, and $t\bar{t}H$ processes constitute the largest backgrounds to $t\bar{t}t\bar{t}$ production, their simulated samples are corrected wherever possible to account for discrepancies observed between data and MC simulation. To improve the MC modeling of the additional jet multiplicity from initial-state radiation (ISR) and final-state radiation (FSR), simulated $t\bar{t}W$ and $t\bar{t}Z$ events are reweighted based on the number of ISR or FSR jets ($N_{\text{jets}}^{\text{ISR/FSR}}$). The reweighting is based on a comparison of the light-flavor jet multiplicity in dilepton $t\bar{t}$ events in data and simulation, where the simulation is performed with the same generator settings as those of the $t\bar{t}W$ and $t\bar{t}Z$ samples. The method requires exactly two jets identified as originating from b quarks in the event and assumes that all other jets are from ISR or FSR. The $N_{\text{jets}}^{\text{ISR/FSR}}$ reweighting factors vary within the range of $[0.77, 1.46]$ for $N_{\text{jets}}^{\text{ISR/FSR}}$ between 1 and 4. This correction is not applied to $t\bar{t}H$ ($H \rightarrow WW$) events, which already have additional jets from the decay of the additional W bosons. In addition to the ISR or FSR correction, the $t\bar{t}W$, $t\bar{t}Z$, and $t\bar{t}H$ simulation is corrected to improve the modeling of the flavor of additional jets, based on the measured ratio of the $t\bar{t}b\bar{b}$ and $t\bar{t}jj$ cross sections, 1.7 ± 0.6 , reported in Ref. [60], where j represents a generic jet. This correction results in a 70% increase of events produced in association with a pair of additional b jets. Other topologies, such as those including c quarks, are negligible by comparison, and no dedicated correction is performed.

The nonprompt lepton backgrounds are estimated using the “tight-to-loose” ratio method [59]. The tight identification (for electrons) and isolation (for both electrons and muons) requirements of the SRs are relaxed to define a loose lepton selection, enriched in nonprompt leptons. The efficiency, ϵ_{TL} , for nonprompt leptons that satisfy the loose selection to also satisfy the tight

selection is measured in a control sample of single-lepton events, as a function of lepton flavor, p_T , and $|\eta|$, after subtracting the prompt-lepton contamination based on simulation. The loose selection is chosen to ensure that ϵ_{TL} remains stable across the main categories of nonprompt leptons specified in Section 4, allowing the same ϵ_{TL} to be applied to samples with different nonprompt lepton composition. For leptons failing the tight selection, the p_T variable is redefined as the sum of the lepton p_T and the energy in the isolation cone exceeding the isolation threshold value. This parametrization accounts for the momentum spectrum of the parent parton (the parton that produced the nonprompt lepton), allowing the same ϵ_{TL} to be applied to samples with different parent parton momenta with reduced bias. To estimate the number of nonprompt leptons in each SR, a dedicated set of application regions is defined, requiring at least one lepton to fail the tight selection while satisfying the loose one (loose-not-tight). Events in these regions are then weighted by a factor of $\epsilon_{TL}/(1 - \epsilon_{TL})$ for each loose-not-tight lepton. To avoid double counting the contribution of events with multiple nonprompt leptons, events with two loose-not-tight leptons are subtracted, and the resulting total weight is used as a prediction of the nonprompt lepton yield.

The background resulting from charge-misidentified leptons is estimated using the charge-misidentification probability measured in simulation as a function of electron p_T and $|\eta|$. This probability ranges between 10^{-5} and 10^{-3} for electrons and is at least an order of magnitude smaller for muons. Charge-misidentified muons are therefore considered negligible, while for electrons this probability is applied to a CR of OS dilepton events defined for each same-sign dilepton SR. A single correction factor, inclusive in p_T and $|\eta|$, is applied to the resulting estimate to account for differences between data and simulation in this probability. A correction factor, derived from a control sample enriched in $Z \rightarrow e^+e^-$ events with one electron or positron having a misidentified charge, is very close to unity for the 2016 simulation, while it is approximately 1.4 for the 2017 and 2018 simulation. Even with the larger correction factors, the charge-misidentification probability is smaller in 2017 and 2018 than in 2016, due to the upgraded pixel detector [61].

6 Uncertainties

Several sources of experimental and theoretical uncertainty related to signal and background processes are considered in this analysis. They are summarized, along with their estimated correlation treatment across the 2016, 2017, and 2018 data sets, in Table 2. Most sources of uncertainties affect simulated samples, while the backgrounds obtained using control samples in data (charge-misidentified and nonprompt leptons) have individual uncertainties described at the end of this section.

The uncertainties in the integrated luminosity are 2.5, 2.3, and 2.5% for the 2016, 2017, and 2018 data collection periods, respectively [62–64]. Simulated events are reweighted to match the distribution of the number of pileup collisions per event in data. This distribution is derived from the instantaneous luminosity and the inelastic cross section [65], and uncertainties in the latter are propagated to the final yields, resulting in yield variations of at most 5%.

The efficiency of the trigger requirements is measured in an independent data sample selected using single-lepton triggers, with an uncertainty of 2%. The lepton reconstruction and identification efficiency is measured using a data sample enriched in $Z \rightarrow \ell\ell$ events [51, 52], with uncertainties of up to 5 (3)% per electron (muon). The tagging efficiencies for b jets and light-flavor jets are measured in dedicated data samples [57], and their uncertainties result in variations between 1 and 15% of the signal region yields. In all cases, simulated events are reweighted to match the efficiencies measured in data. The uncertainty associated with jet energy corrections

Table 2: Summary of the sources of uncertainty, their values, and their impact, defined as the relative change of the measurement of $\sigma(t\bar{t}\bar{t})$ induced by one-standard-deviation variations corresponding to each uncertainty source considered separately. The first group lists experimental and theoretical uncertainties in simulated signal and background processes. The second group lists normalization uncertainties in the estimated backgrounds. Uncertainties marked (not marked) with a † in the first column are treated as fully correlated (fully uncorrelated) across the three years of data taking.

Source	Uncertainty (%)	Impact on $\sigma(t\bar{t}\bar{t})$ (%)
Integrated luminosity	2.3–2.5	2
Pileup	0–5	1
Trigger efficiency	2–7	2
Lepton selection	2–10	2
Jet energy scale	1–15	9
Jet energy resolution	1–10	6
b tagging	1–15	6
Size of simulated sample	1–25	<1
Scale and PDF variations †	10–15	2
ISR/FSR (signal) †	5–15	2
$t\bar{t}H$ (normalization) †	25	5
Rare, $X\gamma$, $t\bar{t}VV$ (norm.) †	11–20	<1
$t\bar{t}Z$, $t\bar{t}W$ (norm.) †	40	3–4
Charge misidentification †	20	<1
Nonprompt leptons †	30–60	3
$N_{\text{jets}}^{\text{ISR/FSR}}$	1–30	2
$\sigma(t\bar{t}b\bar{b})/\sigma(t\bar{t}j\bar{j})$ †	35	11

results in yield variations of 1–15% across SRs. Uncertainties in the jet energy resolution result in 1–10% variations [54].

As discussed in Section 5, we correct the distribution of the number of additional jets in $t\bar{t}W$ and $t\bar{t}Z$ samples, with reweighting factors varying within the range of [0.77,1.46]. We take one half of the differences from unity as the systematic uncertainties in these factors, since they are measured in a $t\bar{t}$ sample, but are applied to different processes. These uncertainties result in yield variations up to 8% across SRs. Similarly, events with additional b quarks in $t\bar{t}W$, $t\bar{t}Z$, and $t\bar{t}H$ are scaled by a factor of 1.7 ± 0.6 , based on the CMS measurement of the ratio of cross sections $\sigma(t\bar{t}b\bar{b})/\sigma(t\bar{t}j\bar{j})$ [60]. The resulting uncertainty in the yields for SRs with $N_b \geq 4$, where the effect is dominant, is up to 15%.

For background processes, uncertainties in the normalization (number of events passing the baseline selection) and shape (distribution of events across SRs) are considered, while for signal processes, the normalization is unconstrained, and instead, we consider the uncertainty in the acceptance (fraction of events passing the baseline selection) and shape. For each of the Rare, $X\gamma$, and $t\bar{t}VV$ categories, normalization uncertainties are taken from the largest theoretical cross section uncertainty in any constituent physics process, resulting in uncertainties of 20%, 11%, and 11%, respectively. For the $t\bar{t}W$ and $t\bar{t}Z$ processes, we set an initial normalization uncertainty of 40%, but then allow the maximum-likelihood fit to constrain these backgrounds further using control samples in data. For $t\bar{t}H$, we assign a 25% normalization uncertainty to reflect the signal strength, which is the ratio between the measured cross section of $t\bar{t}H$ and its SM expectation, of $1.26_{-0.26}^{+0.31}$ measured by CMS [66].

The shape uncertainty resulting from variations of the renormalization and factorization scales

in the event generators is smaller than 15% for backgrounds, and 10% for the $t\bar{t}\bar{t}$ and 2HDM signals, while the effect of the PDFs is only 1%. For the $t\bar{t}\bar{t}$ and 2HDM signals, the uncertainty in the acceptance from variations of the scales is 2%. The uncertainty in the scales that determine ISR and FSR, derived from $t\bar{t}\bar{t}$ samples, results in up to 6 and 10% uncertainties in signal acceptance and shape, respectively. When considering $t\bar{t}\bar{t}$ as a background in BSM interpretations, a cross section uncertainty of 20% (based on the prediction of $12.0_{-2.5}^{+2.2}$ fb [1]) is additionally applied to the $t\bar{t}\bar{t}$ process.

The charge-misidentified and nonprompt-lepton backgrounds are assigned an uncertainty of 20 and 30%, respectively, where the latter is increased to 60% for nonprompt electrons with $p_T > 50$ GeV. For the charge-misidentified lepton background, the uncertainty is based on the agreement observed between the prediction and data as a function of kinematic distributions, in a data sample enriched in $Z \rightarrow e^+e^-$ events with one electron or positron having a misidentified charge. For the nonprompt-lepton background, the uncertainty is based on the agreement observed in simulation closure tests of the “tight-to-loose” method using multijet, $t\bar{t}$, and W +jets samples. The contamination of prompt leptons, which is subtracted based on simulation, is below 1% in the application region, but it can be significant in the control sample where ϵ_{TL} is measured, resulting in an uncertainty up to 50% in ϵ_{TL} . The statistical uncertainty in the estimate based on control samples in data is taken into account for both backgrounds. It is negligible for the charge-misidentified lepton background, while for the nonprompt-lepton background it can be comparable or larger than the systematic uncertainty.

Experimental uncertainties in normalization and shape are treated as fully correlated among the SRs for all signal and background processes. Two choices of correlation across years (uncorrelated or fully correlated) were tested for each experimental uncertainty, and their impact on the measurement of $\sigma(t\bar{t}\bar{t})$ was found to be smaller than 1%. For simplicity, these uncertainties are then treated as uncorrelated. Systematic uncertainties in the background estimates based on control samples in data and theoretical uncertainties in the normalization of each background process are treated as uncorrelated between processes but fully correlated among the SRs and across the three years. Scale and PDF uncertainties, as well as uncertainties in the number of additional b quarks, are correlated between processes, signal regions, and years. Statistical uncertainties due to the finite number of simulated events or control region events are considered uncorrelated.

7 Results

Distributions of the main kinematic variables (N_{jets} , N_b , H_T , and p_T^{miss}) for events in the baseline region, as defined in Section 4, are shown in Fig. 2 and compared to the SM background predictions. The N_{jets} and N_b distributions for the CRW and CRZ are shown in Fig. 3. The expected SM $t\bar{t}\bar{t}$ signal, normalized to its predicted cross section, is shown in both figures. The SM predictions are statistically consistent with the observations.

A binned likelihood is constructed using the yields from the signal regions, the CRZ, as well as the CRW for the cut-based analysis only, incorporating the experimental and theoretical uncertainties described in Section 6 as “nuisance” parameters. The measured cross section for $t\bar{t}\bar{t}$ and the significance of the observation relative to the background-only hypothesis are obtained from a profile maximum-likelihood fit, in which the parameter of interest is $\sigma(pp \rightarrow t\bar{t}\bar{t})$ and all nuisance parameters are profiled, following the procedures described in Refs. [22, 67]. In addition, an upper limit at 95% confidence level (CL) is set on $\sigma(pp \rightarrow t\bar{t}\bar{t})$ using the modified frequentist CL_s criterion [68, 69], with the profile likelihood ratio test statistic and

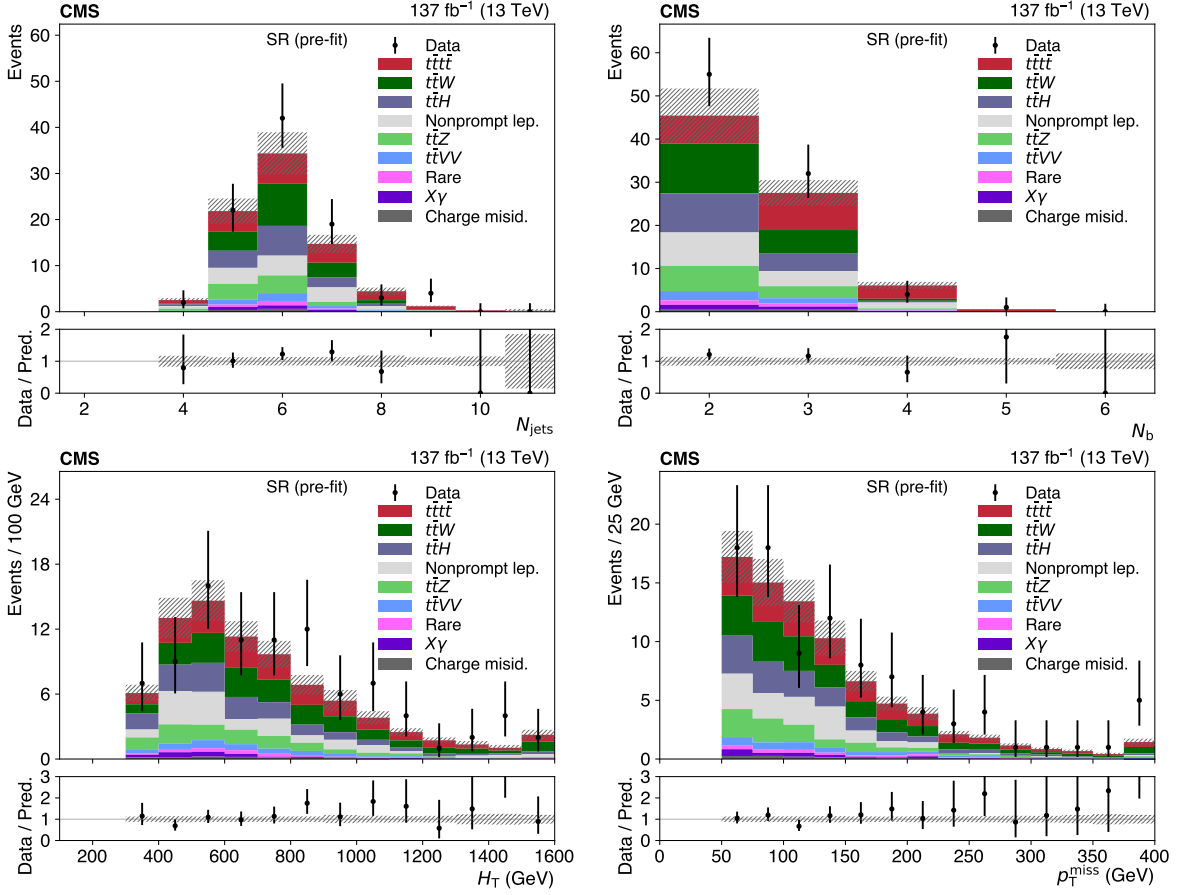


Figure 2: Distributions of N_{jets} (upper left), N_b (upper right), H_T (lower left), and p_T^{miss} (lower right) in the summed SRs (1–14), before fitting to data, where the last bins include the overflows. The hatched areas represent the total uncertainties in the SM signal and background predictions. The $t\bar{t}t$ signal assumes the SM cross section from Ref. [1]. The lower panels show the ratios of the observed event yield to the total prediction of signal plus background.

asymptotic approximation [70]. We verified the consistency between the asymptotic and fully toy-based methods. Alternatively, by considering the SM, including the $t\bar{t}t$ process with the SM cross section and uncertainty [1], as the null hypothesis, the fit provides cross section upper limits on BSM processes with new scalar and pseudoscalar particles, as discussed in Section 8.

The values and uncertainties of most nuisance parameters are unchanged by the fit, but the ones significantly affected include those corresponding to the $t\bar{t}W$ and $t\bar{t}Z$ normalizations, which are both scaled by 1.3 ± 0.2 by the fit, in agreement with the ATLAS and CMS measurements of these processes [71–73]. The predicted yields after the maximum-likelihood fit (post-fit) are compared to data in Fig. 4 for the cut-based (upper) and BDT (lower) analyses, where the fitted $t\bar{t}t$ signal contribution is added to the background predictions. The corresponding yields are shown in Tables 3 and 4 for the cut-based and BDT analysis, respectively.

The $t\bar{t}t$ cross section and the 68% CL interval is measured to be $9.4^{+6.2}_{-5.6}$ fb in the cut-based analysis, and $12.6^{+5.8}_{-5.2}$ fb in the BDT analysis. Relative to the background-only hypothesis, the observed and expected significances are 1.7 and 2.5 standard deviations, respectively, for the cut-based analysis, and 2.6 and 2.7 standard deviations for the BDT analysis. The observed 95% CL upper limits on the cross section are 20.0 fb in the cut-based and 22.5 fb in the BDT analyses. The corresponding expected upper limits on the $t\bar{t}t$ cross section, assuming no SM $t\bar{t}t$ con-

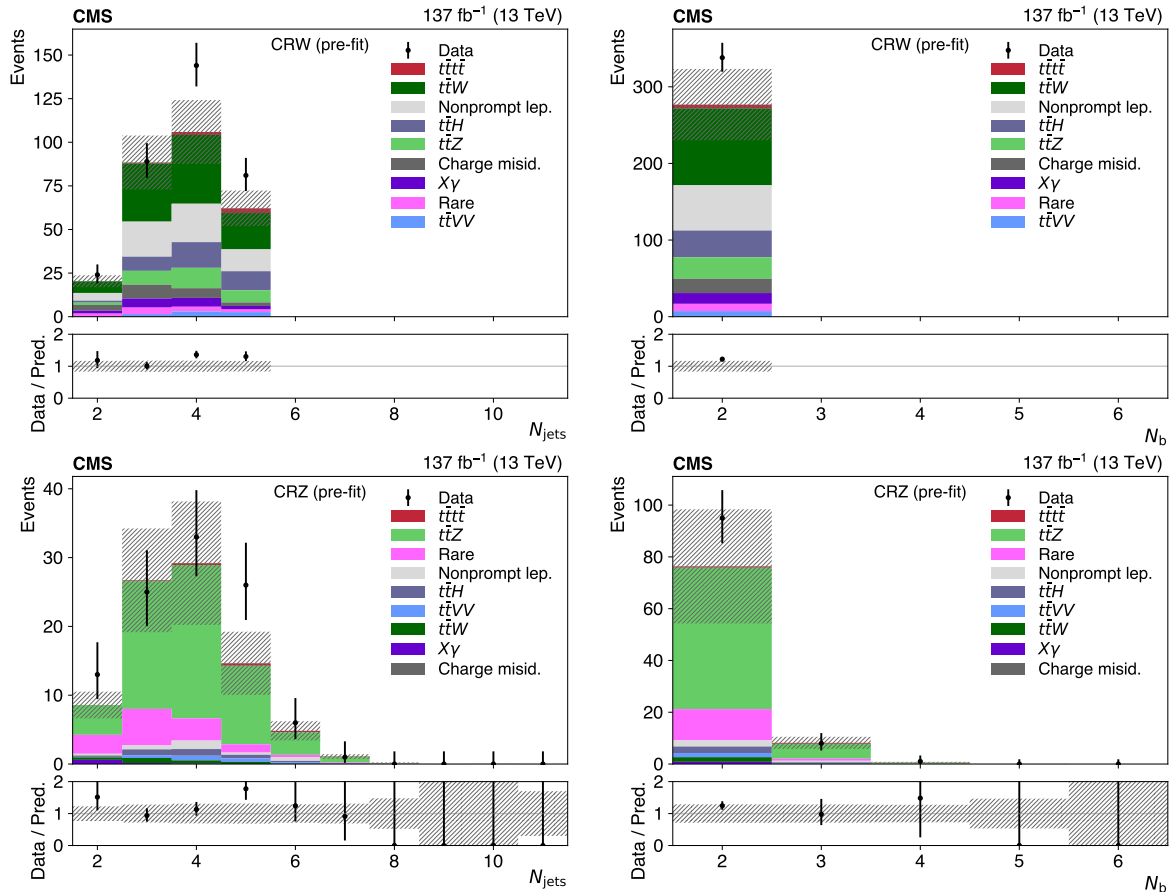


Figure 3: Distributions of N_{jets} (left) and N_b (right) in the $t\bar{t}W$ (upper) and $t\bar{t}Z$ (lower) CRs, before fitting to data. The hatched areas represent the uncertainties in the SM signal and background predictions. The $t\bar{t}t\bar{t}$ signal assumes the SM cross section from Ref. [1]. The lower panels show the ratios of the observed event yield to the total prediction of signal plus background.

tribution to the data, are $9.4^{+4.3}_{-2.9}$ fb (cut-based) and $8.5^{+3.9}_{-2.6}$ fb (BDT), a significant improvement relative to the value of $20.8^{+11.2}_{-6.9}$ fb of Ref. [27]. The BDT and cut-based observed results were found to be statistically compatible by using correlated toy pseudo-data sets. We consider the BDT analysis as the primary result of this paper, as it provides a higher expected measurement precision, and use the results from it for further interpretations in the following section.

8 Interpretations

This analysis is used to constrain SM parameters, as well as production of BSM particles and operators that can affect the $t\bar{t}t\bar{t}$ production rate. The existence of $t\bar{t}t\bar{t}$ Feynman diagrams with virtual Higgs bosons allows interpreting the upper limit on $\sigma(pp \rightarrow t\bar{t}t\bar{t})$ as a constraint on the Yukawa coupling, y_t , between the top quark and the Higgs boson [2, 3]. Similarly, the measurement can be interpreted as a constraint on the Higgs boson oblique parameter \hat{H} , defined as the Wilson coefficient of the dimension-six BSM operator modifying the Higgs boson propagator [11]. More generically, Feynman diagrams where the virtual Higgs boson is replaced by a virtual BSM scalar (ϕ) or vector (Z') particle with mass smaller than twice the top quark mass ($m < 2m_t$), are used to interpret the result as a constraint on the couplings of such new particles [9]. In addition, new particles with $m > 2m_t$, such as a heavy scalar

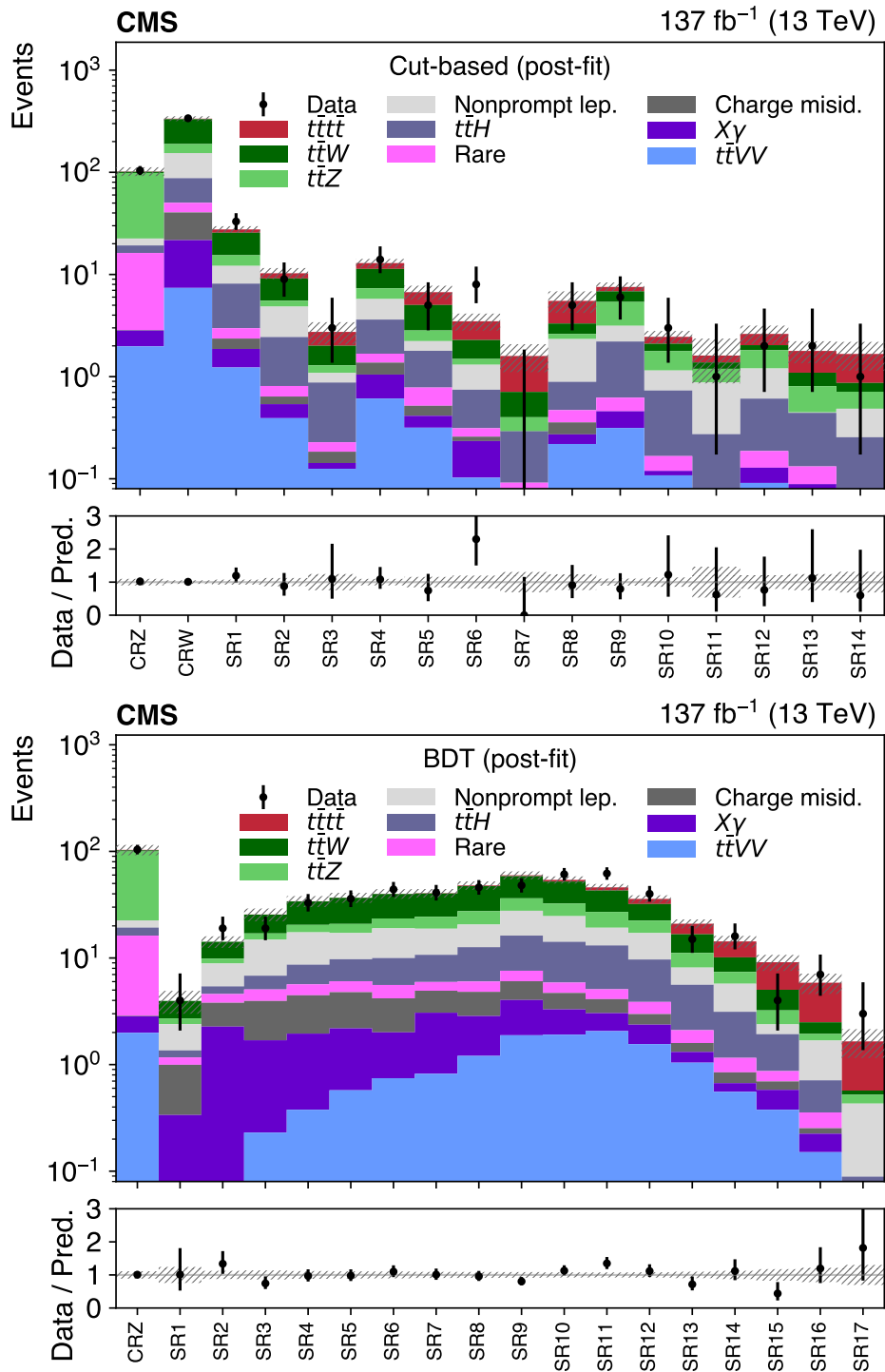


Figure 4: Observed yields in the control and signal regions for the cut-based (upper) and BDT (lower) analyses, compared to the post-fit predictions for signal and background processes. The hatched areas represent the total post-fit uncertainties in the signal and background predictions. The lower panels show the ratios of the observed event yield to the total prediction of signal plus background.

Table 3: The post-fit predicted background, $t\bar{t}\bar{t}$ signal, and total yields with their total uncertainties and the observed number of events in the control and signal regions in data for the cut-based analysis.

	SM background	$t\bar{t}\bar{t}$	Total	Observed
CRZ	101 ± 10	0.83 ± 0.49	102 ± 10	104
CRW	331 ± 19	3.9 ± 2.3	335 ± 18	338
SR1	25.6 ± 2.1	2.0 ± 1.2	27.6 ± 2.1	33
SR2	9.1 ± 1.3	1.13 ± 0.65	10.3 ± 1.3	9
SR3	2.01 ± 0.58	0.73 ± 0.42	2.74 ± 0.67	3
SR4	11.3 ± 1.3	1.58 ± 0.90	12.9 ± 1.3	14
SR5	5.03 ± 0.77	1.68 ± 0.95	6.7 ± 1.1	5
SR6	2.29 ± 0.40	1.20 ± 0.67	3.48 ± 0.66	8
SR7	0.71 ± 0.20	0.88 ± 0.48	1.59 ± 0.49	0
SR8	3.31 ± 0.95	2.2 ± 1.3	5.5 ± 1.3	5
SR9	6.84 ± 0.80	0.71 ± 0.39	7.55 ± 0.80	6
SR10	2.10 ± 0.31	0.35 ± 0.22	2.45 ± 0.35	3
SR11	1.38 ± 0.75	0.23 ± 0.14	1.61 ± 0.75	1
SR12	2.03 ± 0.48	0.59 ± 0.34	2.62 ± 0.54	2
SR13	1.09 ± 0.28	0.69 ± 0.39	1.78 ± 0.44	2
SR14	0.87 ± 0.30	0.80 ± 0.45	1.67 ± 0.52	1

Table 4: The post-fit predicted background and $t\bar{t}\bar{t}$ signal, and total yields with their total uncertainties and the observed number of events in the control and signal regions in data for the BDT analysis.

	SM background	$t\bar{t}\bar{t}$	Total	Observed
CRZ	102 ± 12	1.11 ± 0.43	103 ± 12	104
SR1	3.95 ± 0.96	< 0.01	3.96 ± 0.96	4
SR2	14.2 ± 1.8	0.01 ± 0.01	14.2 ± 1.8	19
SR3	25.5 ± 3.5	0.04 ± 0.03	25.6 ± 3.5	19
SR4	34.0 ± 4.0	0.08 ± 0.05	34.0 ± 4.0	33
SR5	36.7 ± 4.0	0.15 ± 0.07	36.8 ± 4.0	36
SR6	39.8 ± 4.2	0.23 ± 0.12	40.0 ± 4.2	44
SR7	40.3 ± 3.7	0.31 ± 0.16	40.6 ± 3.8	41
SR8	47.3 ± 4.3	0.72 ± 0.28	48.0 ± 4.3	46
SR9	58.5 ± 5.2	1.18 ± 0.46	59.7 ± 5.2	48
SR10	52.1 ± 4.3	1.91 ± 0.74	54.1 ± 4.2	61
SR11	43.0 ± 3.5	3.0 ± 1.2	46.0 ± 3.5	62
SR12	32.1 ± 3.0	3.7 ± 1.4	35.8 ± 2.9	40
SR13	16.7 ± 1.6	4.3 ± 1.6	21.0 ± 2.0	15
SR14	10.1 ± 1.2	4.2 ± 1.6	14.3 ± 1.8	16
SR15	5.03 ± 0.77	4.1 ± 1.5	9.1 ± 1.6	4
SR16	2.49 ± 0.61	3.4 ± 1.3	5.9 ± 1.3	7
SR17	0.57 ± 0.36	1.08 ± 0.42	1.65 ± 0.50	3

(H) or pseudoscalar (A), can be produced on-shell in association with top quarks. They can subsequently decay into top quark pairs, generating final states with three or four top quarks. Constraints on the production of such heavy particles can be interpreted in terms of 2HDM parameters [4–6], or in the framework of simplified models of dark matter [7, 8].

When using our $t\bar{t}\bar{t}$ to determine a constraint on y_t , we verified using a LO simulation that

the signal acceptance is not affected by the relative contribution of the virtual Higgs boson Feynman diagrams. We take into account the dependence of the backgrounds on y_t by scaling the $t\bar{t}H$ cross section by $|y_t/y_t^{\text{SM}}|^2$ prior to the fit, where y_t^{SM} represents the SM value of the top quark Yukawa coupling. As a result of the $t\bar{t}H$ background rescaling, the measured $\sigma(\text{pp} \rightarrow t\bar{t}\bar{t}\bar{t})$ depends on $|y_t/y_t^{\text{SM}}|$, as shown in Fig. 5. The measurement is compared to the theoretical prediction obtained from the LO calculation of Ref. [2], scaled to the $12.0^{+2.2}_{-2.5}$ fb cross section obtained in Ref. [1], and including the uncertainty associated with doubling and halving the renormalization and factorization scales. Comparing the observed limit on $\sigma(\text{pp} \rightarrow t\bar{t}\bar{t}\bar{t})$ with the central, upper, and lower values of its theoretical prediction, we obtain 95% CL limits of $|y_t/y_t^{\text{SM}}| < 1.7, 1.4,$ and 2.0 , respectively, an improvement over the previous CMS result [27]. Alternatively, assuming that the on-shell Yukawa coupling is equal to that of the SM, we do not rescale the $t\bar{t}H$ background with respect to its SM prediction, and obtain corresponding limits on the off-shell Yukawa coupling of $|y_t/y_t^{\text{SM}}| < 1.8, 1.5,$ and 2.1 . Since y_t affects the Higgs boson production cross section in both the gluon fusion and $t\bar{t}H$ modes, constraints on y_t can also be obtained from a combination of Higgs boson measurements [74]. However, these constraints require assumptions about the total width of the Higgs boson, while the $t\bar{t}\bar{t}\bar{t}$ -based limit does not. For the \hat{H} interpretation, the BDT analysis is repeated using simulated samples of $t\bar{t}\bar{t}\bar{t}$ signal events with different values of \hat{H} to account for small acceptance and kinematic differences, as described in Section 2. We rescale the $t\bar{t}H$ cross section by $(1 - \hat{H})^2$ to account for its \hat{H} dependency [11]. This results in the 95% CL upper limit of $\hat{H} < 0.12$. For reference, the authors of Ref. [11] used recent LHC on-shell Higgs boson measurements to set a constraint of $\hat{H} < 0.16$ at 95% CL.

To study the off-shell effect of new particles with $m < 2m_t$, we first consider neutral scalar (ϕ) and neutral vector (Z') particles that couple to top quarks. Such particles are at present only weakly constrained, while they can give significant contributions to the $t\bar{t}\bar{t}\bar{t}$ cross section [9]. Having verified in LO simulation that these new particles affect the signal acceptance by less than 10%, we recalculate the $\sigma(\text{pp} \rightarrow t\bar{t}\bar{t}\bar{t})$ upper limit of the BDT analysis including an additional 10% uncertainty in the acceptance, and obtain the 95% CL upper limit of 23.0 fb on the total $t\bar{t}\bar{t}\bar{t}$ cross section, slightly weaker than the 22.5 fb limit obtained in Section 7. Comparing this upper limit to the predicted cross section in models where $t\bar{t}\bar{t}\bar{t}$ production includes a ϕ or a Z' in addition to SM contributions and associated interference, we set limits on the masses and couplings of these new particles, shown in Fig. 6. These limits exclude couplings larger than 1.2 for m_ϕ in the 25–340 GeV range and larger than 0.1 (0.9) for $m_{Z'} = 25$ (300) GeV.

We consider on-shell effects from new scalar and pseudoscalar particles with $m > 2m_t$. At such masses, the production rate of these particles in association with a single top quark (tqH/A , tWH/A) becomes significant, so we include these processes in addition to $t\bar{t}H/A$. As pointed out in Ref. [6], these processes do not suffer significant interference with the SM $t\bar{t}\bar{t}\bar{t}$ process. To obtain upper limits on the sum of these processes followed by the decay $H/A \rightarrow t\bar{t}$, we use the BDT analysis and treat the SM $t\bar{t}\bar{t}\bar{t}$ process as a background. Figure 7 shows the excluded cross section as a function of the mass of the scalar (left) and pseudoscalar (right). Comparing these limits with the Type-II 2HDM cross sections with $\tan\beta = 1$ in the alignment limit, we exclude scalar (pseudoscalar) masses up to 470 (550) GeV, improving by more than 100 GeV with respect to the previous CMS limits [26]. Alternatively, we consider the simplified model of dark matter defined in Ref. [35], which includes a Dirac fermion dark matter candidate, χ , in addition to H/A , and where the couplings of H/A to SM fermions and χ are determined by parameters g_{SM} and g_{DM} , respectively. In this model, exclusions similar to those from 2HDM are reached by assuming $g_{\text{SM}} = 1$ and $g_{\text{DM}} = 1$, and taking $m_{H/A} < 2m_\chi$. Relaxing the 2HDM assumption of $\tan\beta = 1$, Fig. 8 shows the 2HDM limit as a function of H/A mass and $\tan\beta$,

considering one new particle at a time and also including a scenario with $m_H = m_A$ inspired by a special case of Type-II 2HDM, the hMSSM [75]. Values of $\tan\beta$ up to 0.8–1.6 are excluded, depending on the assumptions made. These exclusions are comparable to those of a recent CMS search for the resonant production of H/A in the $p \rightarrow H/A \rightarrow t\bar{t}$ channel [76]. Relaxing the $m_{H/A} < 2m_\chi$ assumption in the dark matter model, Fig. 9 shows the limit in this model as a function of the masses of both H/A and χ , for $g_{DM} = 1$ and for two different assumptions of g_{SM} . Large sections of the phase space of simplified dark matter models are excluded, and the reach of this analysis is complementary to that of analyses considering decays of H/A into invisible dark matter candidates, such as those of Refs. [35, 77].

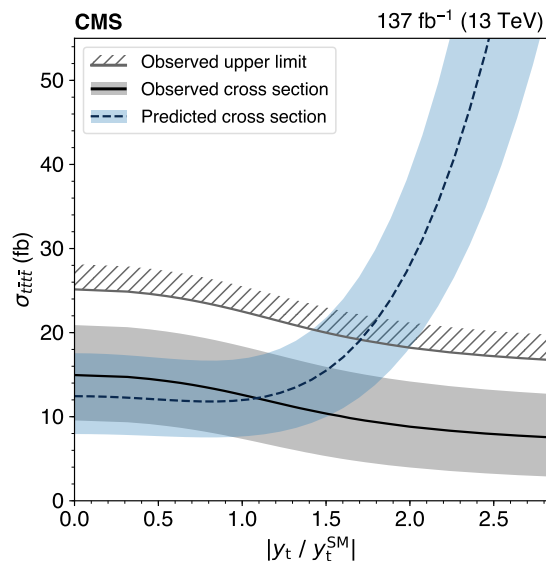


Figure 5: The observed $\sigma(pp \rightarrow t\bar{t}\bar{t}\bar{t})$ (solid line) and 95% CL upper limit (hatched line) are shown as a function of $|y_t/y_t^{SM}|$. The predicted value (dashed line) [2], calculated at LO and scaled to the calculation from Ref. [1], is also plotted. The shaded band around the measured value gives the total uncertainty, while the shaded band around the predicted curve shows the theoretical uncertainty associated with the renormalization and factorization scales.

9 Summary

The standard model (SM) production of $t\bar{t}\bar{t}\bar{t}$ has been studied in data from $\sqrt{s} = 13$ TeV proton-proton collisions collected using the CMS detector during the LHC 2016–2018 data-taking period, corresponding to an integrated luminosity of 137 fb^{-1} . The final state with either two same-sign leptons or at least three leptons is analyzed using two strategies, the first relying on a cut-based categorization in lepton and jet multiplicity and jet flavor, the second taking advantage of a multivariate approach to distinguish the $t\bar{t}\bar{t}\bar{t}$ signal from its many backgrounds. The more precise multivariate strategy yields an observed (expected) significance of 2.6 (2.7) standard deviations relative to the background-only hypothesis, and a measured value for the $t\bar{t}\bar{t}\bar{t}$ cross section of $12.6_{-5.2}^{+5.8} \text{ fb}$. The results based on the two strategies are in agreement with each other and with the SM prediction of $12.0_{-2.5}^{+2.2} \text{ fb}$ [1].

The results of the boosted decision tree (BDT) analysis are also used to constrain the top quark Yukawa coupling y_t relative to its SM value, based on the $|y_t|$ dependence of $\sigma(pp \rightarrow t\bar{t}\bar{t}\bar{t})$ calculated at leading order in Ref. [2], resulting in the 95% confidence level (CL) limit of $|y_t/y_t^{SM}| < 1.7$. The Higgs boson oblique parameter in the effective field theory framework [11] is similarly

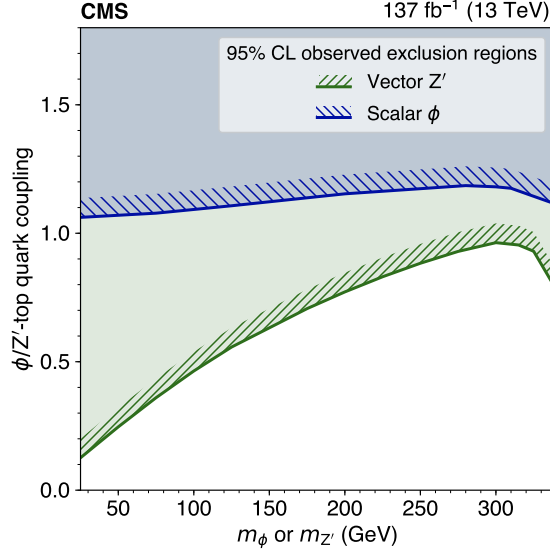


Figure 6: The 95% CL exclusion regions in the plane of the ϕ/Z' -top quark coupling versus m_ϕ or $m_{Z'}$. The excluded regions are above the hatched lines.

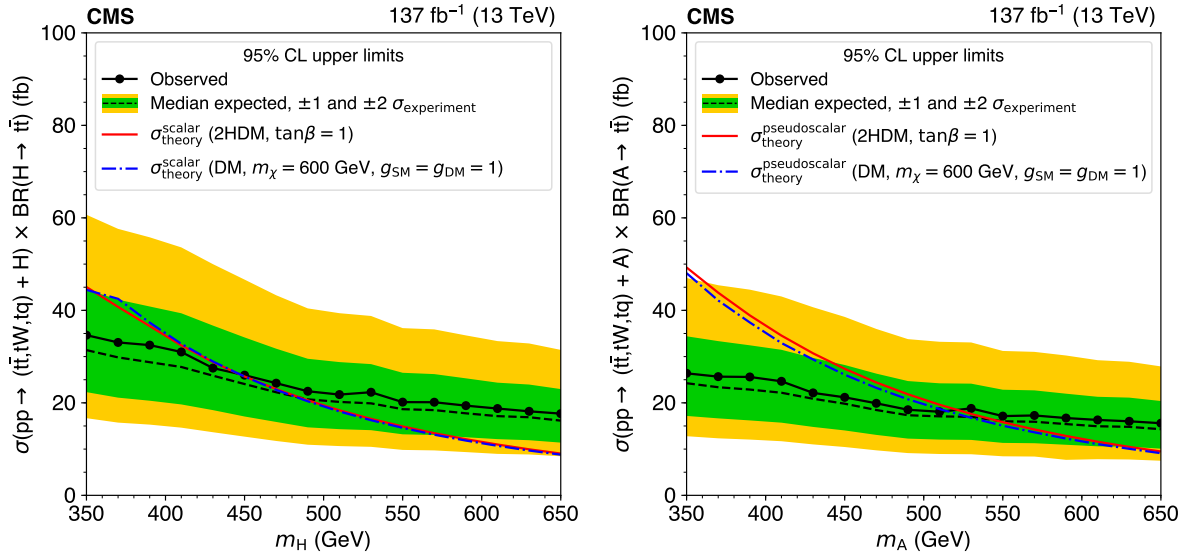


Figure 7: The observed (points) and expected (dashed line) 95% CL upper limits on the cross section times branching fraction to $t\bar{t}$ for the production of a new heavy scalar H (left) and pseudoscalar A (right), as a function of mass. The inner and outer bands around the expected limits indicate the regions containing 68 and 95%, respectively, of the distribution of limits under the background-only hypothesis. Theoretical values are shown for Type-II 2HDM in the alignment limit (solid line) and simplified dark matter (dot-dashed line) models.

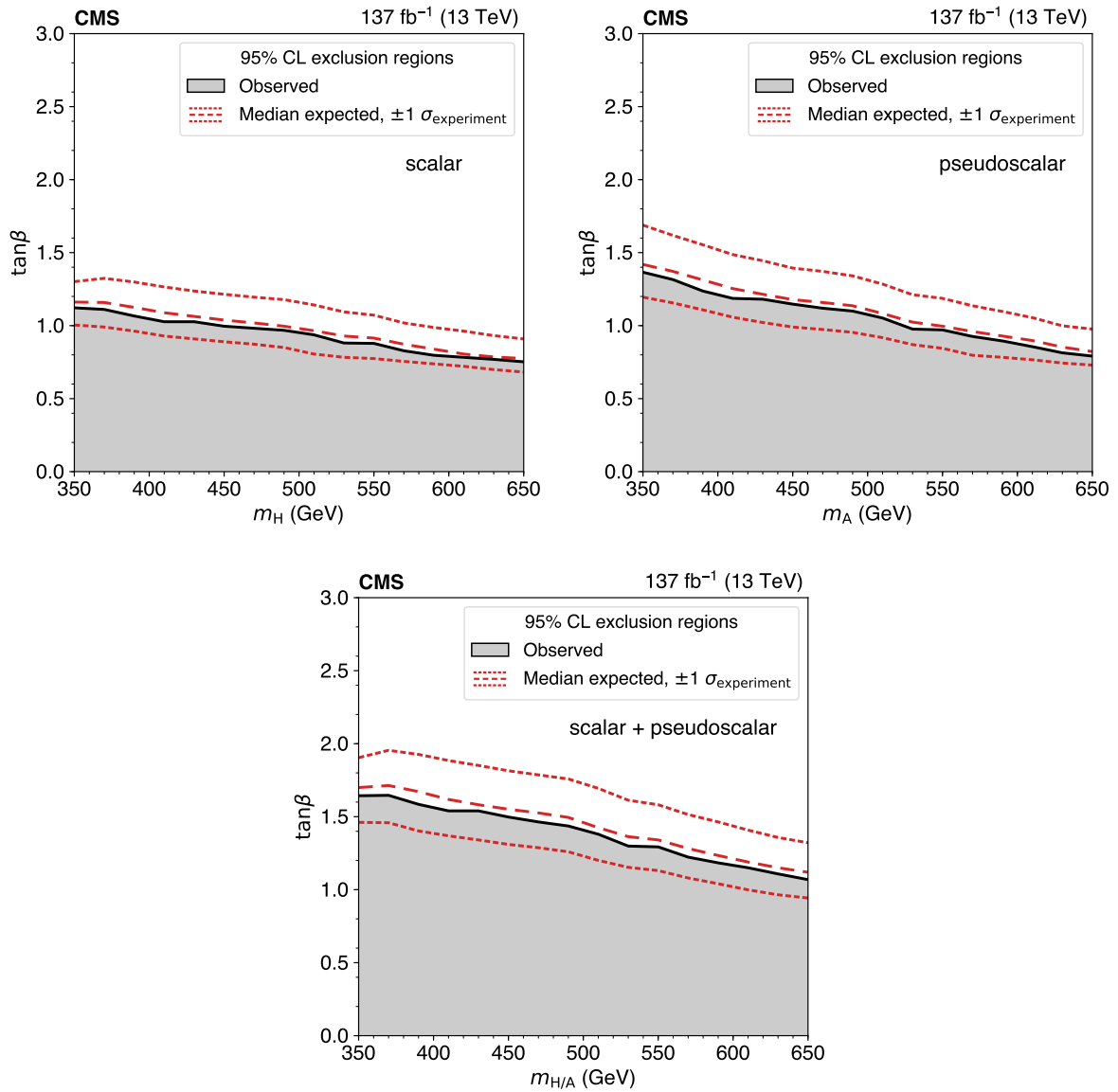


Figure 8: The observed (solid curve) and expected (long-dashed curve) 95% CL exclusion regions in the $\tan\beta$ versus mass plane for Type-II 2HDM models in the alignment limit for a new scalar H (upper left), pseudoscalar A (upper right), and both (lower) particles. The short-dashed curves around the expected limits indicate the region containing 68% of the distribution of limits expected under the background-only hypothesis. The excluded regions are below the curves.

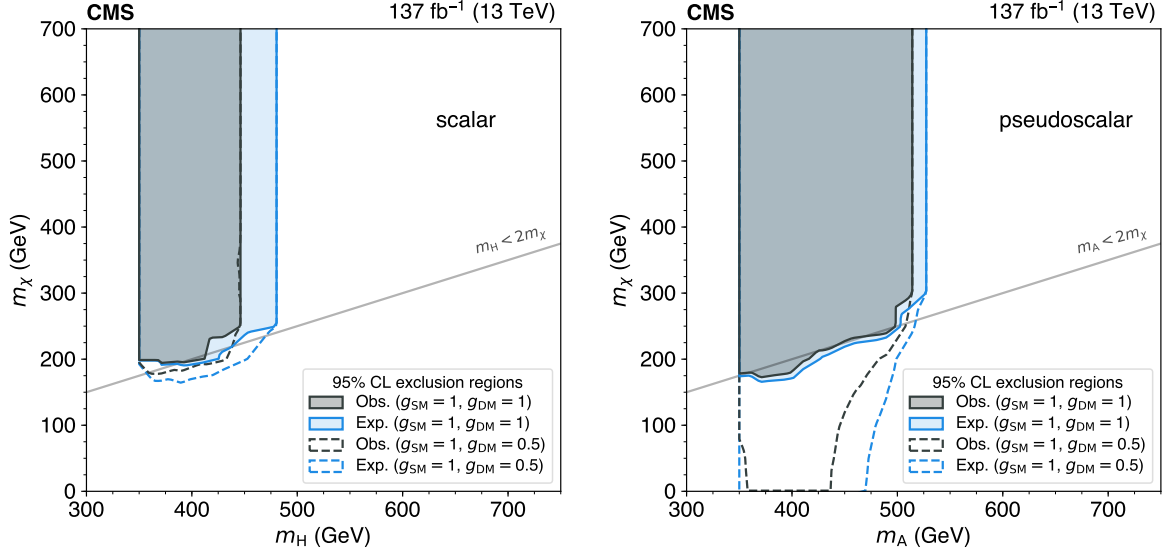


Figure 9: Exclusion regions at 95% CL in the plane of m_χ vs. m_H (left) or m_A (right). The outer lighter and inner darker solid curves show the expected and observed limits, respectively, assuming $g_{SM} = g_{DM} = 1$. The excluded regions, shaded, are above the limit curves. The dashed lines show the limits assuming a weaker coupling between H/A and χ , $g_{DM} = 0.5$.

constrained to $\hat{H} < 0.12$ at 95% CL. Upper limits ranging from 0.1 to 1.2 are also set on the coupling between the top quark and a new scalar (ϕ) or vector (Z') particle with mass less than twice that of the top quark (m_t) [9]. For new scalar (H) or pseudoscalar (A) particles with $m > 2m_t$, and decaying to $t\bar{t}$, their production in association with a single top quark or a top quark pair is probed. The resulting cross section upper limit, between 15 and 35 fb at 95% CL, is interpreted in the context of Type-II two-Higgs-doublet models [4–6, 75] as a function of $\tan\beta$ and $m_{H/A}$, and in the context of simplified dark matter models [7, 8], as a function of $m_{H/A}$ and the mass of the dark matter candidate.

Acknowledgments

We congratulate our colleagues in the CERN accelerator departments for the excellent performance of the LHC and thank the technical and administrative staffs at CERN and at other CMS institutes for their contributions to the success of the CMS effort. In addition, we gratefully acknowledge the computing centers and personnel of the Worldwide LHC Computing Grid for delivering so effectively the computing infrastructure essential to our analyses. Finally, we acknowledge the enduring support for the construction and operation of the LHC and the CMS detector provided by the following funding agencies: BMBWF and FWF (Austria); FNRS and FWO (Belgium); CNPq, CAPES, FAPERJ, FAPERGS, and FAPESP (Brazil); MES (Bulgaria); CERN; CAS, MoST, and NSFC (China); COLCIENCIAS (Colombia); MSES and CSF (Croatia); RPF (Cyprus); SENESCYT (Ecuador); MoER, ERC IUT, PUT and ERDF (Estonia); Academy of Finland, MEC, and HIP (Finland); CEA and CNRS/IN2P3 (France); BMBF, DFG, and HGF (Germany); GSRT (Greece); NKFI (Hungary); DAE and DST (India); IPM (Iran); SFI (Ireland); INFN (Italy); MSIP and NRF (Republic of Korea); MES (Latvia); LAS (Lithuania); MOE and UM (Malaysia); BUAP, CINVESTAV, CONACYT, LNS, SEP, and UASLP-FAI (Mexico); MOS (Montenegro); MBIE (New Zealand); PAEC (Pakistan); MSHE and NSC (Poland); FCT (Portugal); JINR (Dubna); MON, RosAtom, RAS, RFBR, and NRC KI (Russia); MESTD (Serbia); SEIDI,

CPAN, PCTI, and FEDER (Spain); MOSTR (Sri Lanka); Swiss Funding Agencies (Switzerland); MST (Taipei); ThEPCenter, IPST, STAR, and NSTDA (Thailand); TUBITAK and TAEK (Turkey); NASU and SFFR (Ukraine); STFC (United Kingdom); DOE and NSF (USA).

Individuals have received support from the Marie-Curie program and the European Research Council and Horizon 2020 Grant, contract Nos. 675440, 752730, and 765710 (European Union); the Leventis Foundation; the A.P. Sloan Foundation; the Alexander von Humboldt Foundation; the Belgian Federal Science Policy Office; the Fonds pour la Formation à la Recherche dans l'Industrie et dans l'Agriculture (FRIA-Belgium); the Agentschap voor Innovatie door Wetenschap en Technologie (IWT-Belgium); the F.R.S.-FNRS and FWO (Belgium) under the "Excellence of Science – EOS" – be.h project n. 30820817; the Beijing Municipal Science & Technology Commission, No. Z181100004218003; the Ministry of Education, Youth and Sports (MEYS) of the Czech Republic; the Lendület ("Momentum") Program and the János Bolyai Research Scholarship of the Hungarian Academy of Sciences, the New National Excellence Program ÚNKP, the NKFI research grants 123842, 123959, 124845, 124850, 125105, 128713, 128786, and 129058 (Hungary); the Council of Science and Industrial Research, India; the HOMING PLUS program of the Foundation for Polish Science, cofinanced from European Union, Regional Development Fund, the Mobility Plus program of the Ministry of Science and Higher Education, the National Science Center (Poland), contracts Harmonia 2014/14/M/ST2/00428, Opus 2014/13/B/ST2/02543, 2014/15/B/ST2/03998, and 2015/19/B/ST2/02861, Sonata-bis 2012/07/E/ST2/01406; the National Priorities Research Program by Qatar National Research Fund; the Ministry of Science and Education, grant no. 3.2989.2017 (Russia); the Programa Estatal de Fomento de la Investigación Científica y Técnica de Excelencia María de Maeztu, grant MDM-2015-0509 and the Programa Severo Ochoa del Principado de Asturias; the Thalís and Aristeia programs cofinanced by EU-ESF and the Greek NSRF; the Rachadapisek Sompot Fund for Postdoctoral Fellowship, Chulalongkorn University and the Chulalongkorn Academic into Its 2nd Century Project Advancement Project (Thailand); the Welch Foundation, contract C-1845; and the Weston Havens Foundation (USA).

References

- [1] R. Frederix, D. Pagani, and M. Zaro, "Large NLO corrections in $t\bar{t}W^\pm$ and $t\bar{t}\bar{t}$ hadroproduction from supposedly subleading EW contributions", *JHEP* **02** (2018) 031, doi:10.1007/JHEP02(2018)031, arXiv:1711.02116.
- [2] Q.-H. Cao, S.-L. Chen, and Y. Liu, "Probing Higgs width and top quark Yukawa coupling from $t\bar{t}H$ and $t\bar{t}\bar{t}$ productions", *Phys. Rev. D* **95** (2017) 053004, doi:10.1103/PhysRevD.95.053004, arXiv:1602.01934.
- [3] Q.-H. Cao et al., "Limiting top-Higgs interaction and Higgs-boson width from multi-top productions", (2019). arXiv:1901.04567.
- [4] D. Dicus, A. Stange, and S. Willenbrock, "Higgs decay to top quarks at hadron colliders", *Phys. Lett. B* **333** (1994) 126, doi:10.1016/0370-2693(94)91017-0, arXiv:hep-ph/9404359.
- [5] N. Craig et al., "The hunt for the rest of the Higgs bosons", *JHEP* **06** (2015) 137, doi:10.1007/JHEP06(2015)137, arXiv:1504.04630.
- [6] N. Craig et al., "Heavy Higgs bosons at low $\tan\beta$: from the LHC to 100 TeV", *JHEP* **01** (2017) 018, doi:10.1007/JHEP01(2017)018, arXiv:1605.08744.

-
- [7] G. Busoni et al., “Recommendations on presenting LHC searches for missing transverse energy signals using simplified s -channel models of dark matter”, (2016). arXiv:1603.04156.
- [8] A. Albert et al., “Recommendations of the LHC Dark Matter Working Group: Comparing LHC searches for heavy mediators of dark matter production in visible and invisible decay channels”, (2017). arXiv:1703.05703.
- [9] E. Alvarez et al., “Four tops for LHC”, *Nucl. Phys. B* **915** (2017) 19, doi:10.1016/j.nuclphysb.2016.11.024, arXiv:1611.05032.
- [10] N. P. Hartland et al., “A Monte Carlo global analysis of the standard model effective field theory: the top quark sector”, *JHEP* **04** (2019) 100, doi:10.1007/JHEP04(2019)100, arXiv:1901.05965.
- [11] C. Englert, G. F. Giudice, A. Greljo, and M. McCullough, “The \hat{H} -parameter: an oblique Higgs view”, (2019). arXiv:1903.07725.
- [12] P. Ramond, “Dual theory for free fermions”, *Phys. Rev. D* **3** (1971) 2415, doi:10.1103/PhysRevD.3.2415.
- [13] Y. A. Gol’fand and E. P. Likhtman, “Extension of the algebra of Poincaré group generators and violation of P invariance”, *JETP Lett.* **13** (1971) 323.
- [14] A. Neveu and J. H. Schwarz, “Factorizable dual model of pions”, *Nucl. Phys. B* **31** (1971) 86, doi:10.1016/0550-3213(71)90448-2.
- [15] D. V. Volkov and V. P. Akulov, “Possible universal neutrino interaction”, *JETP Lett.* **16** (1972) 438.
- [16] J. Wess and B. Zumino, “A Lagrangian model invariant under supergauge transformations”, *Phys. Lett. B* **49** (1974) 52, doi:10.1016/0370-2693(74)90578-4.
- [17] J. Wess and B. Zumino, “Supergauge transformations in four dimensions”, *Nucl. Phys. B* **70** (1974) 39, doi:10.1016/0550-3213(74)90355-1.
- [18] P. Fayet, “Supergauge invariant extension of the Higgs mechanism and a model for the electron and its neutrino”, *Nucl. Phys. B* **90** (1975) 104, doi:10.1016/0550-3213(75)90636-7.
- [19] H. P. Nilles, “Supersymmetry, supergravity and particle physics”, *Phys. Rept.* **110** (1984) 1, doi:10.1016/0370-1573(84)90008-5.
- [20] S. P. Martin, “A supersymmetry primer”, in *Perspectives on Supersymmetry II*, G. L. Kane, ed., p. 1. World Scientific, 2010. Adv. Ser. Direct. High Energy Phys., vol. 21. doi:10.1142/9789814307505_0001.
- [21] G. R. Farrar and P. Fayet, “Phenomenology of the production, decay, and detection of new hadronic states associated with supersymmetry”, *Phys. Lett. B* **76** (1978) 575, doi:10.1016/0370-2693(78)90858-4.
- [22] Particle Data Group, C. Patrignani et al., “Review of Particle Physics”, *Chin. Phys. C* **40** (2016) 100001, doi:10.1088/1674-1137/40/10/100001.

- [23] CMS Collaboration, “Search for the production of four top quarks in the single-lepton and opposite-sign dilepton final states in proton-proton collisions at $\sqrt{s} = 13$ TeV”, (2019). arXiv:1906.02805. Submitted to *JHEP*.
- [24] ATLAS Collaboration, “Search for new phenomena in events with same-charge leptons and b-jets in pp collisions at $\sqrt{s} = 13$ TeV with the ATLAS detector”, *JHEP* **12** (2018) 039, doi:10.1007/JHEP12(2018)039, arXiv:1807.11883.
- [25] ATLAS Collaboration, “Search for four-top-quark production in the single-lepton and opposite-sign dilepton final states in pp collisions at $\sqrt{s} = 13$ TeV with the ATLAS detector”, *Phys. Rev. D* **99** (2019) 052009, doi:10.1103/PhysRevD.99.052009, arXiv:1811.02305.
- [26] CMS Collaboration, “Search for physics beyond the standard model in events with two leptons of same sign, missing transverse momentum, and jets in proton-proton collisions at $\sqrt{s} = 13$ TeV”, *Eur. Phys. J. C* **77** (2017) 578, doi:10.1140/epjc/s10052-017-5079-z, arXiv:1704.07323.
- [27] CMS Collaboration, “Search for standard model production of four top quarks with same-sign and multilepton final states in proton-proton collisions at $\sqrt{s} = 13$ TeV”, *Eur. Phys. J. C* **78** (2018) 140, doi:10.1140/epjc/s10052-018-5607-5, arXiv:1710.10614.
- [28] J. Alwall et al., “The automated computation of tree-level and next-to-leading order differential cross sections, and their matching to parton shower simulations”, *JHEP* **07** (2014) 079, doi:10.1007/JHEP07(2014)079, arXiv:1405.0301.
- [29] T. Melia, P. Nason, R. Röntsch, and G. Zanderighi, “ W^+W^- , WZ and ZZ production in the POWHEG BOX”, *JHEP* **11** (2011) 078, doi:10.1007/JHEP11(2011)078, arXiv:1107.5051.
- [30] P. Nason and G. Zanderighi, “ W^+W^- , WZ and ZZ production in the POWHEG BOX V2”, *Eur. Phys. J. C* **74** (2014) 2702, doi:10.1140/epjc/s10052-013-2702-5, arXiv:1311.1365.
- [31] D. de Florian et al., “Handbook of LHC Higgs cross sections: 4. deciphering the nature of the Higgs sector”, CERN Report CERN-2017-002-M, 2016. doi:10.23731/CYRM-2017-002, arXiv:1610.07922.
- [32] C. Degrande, “Automatic evaluation of UV and R_2 terms for beyond the Standard Model Lagrangians: a proof-of-principle”, *Comput. Phys. Commun.* **197** (2015) 239, doi:10.1016/j.cpc.2015.08.015, arXiv:1406.3030.
- [33] N. D. Christensen et al., “A comprehensive approach to new physics simulations”, *Eur. Phys. J. C* **71** (2011) 1541, doi:10.1140/epjc/s10052-011-1541-5, arXiv:0906.2474.
- [34] P. S. Bhupal Dev and A. Pilaftsis, “Maximally symmetric two Higgs doublet model with natural standard model alignment”, *JHEP* **12** (2014) 024, doi:10.1007/JHEP12(2014)024, arXiv:1408.3405. [Erratum: doi:10.1007/JHEP11(2015)147].
- [35] CMS Collaboration, “Search for dark matter produced in association with a single top quark or a top quark pair in proton-proton collisions at $\sqrt{s} = 13$ TeV”, *JHEP* **03** (2019) 141, doi:10.1007/JHEP03(2019)141, arXiv:1901.01553.

-
- [36] NNPDF Collaboration, “Parton distributions for the LHC Run II”, *JHEP* **04** (2015) 040, doi:10.1007/JHEP04(2015)040, arXiv:1410.8849.
- [37] NNPDF Collaboration, “Parton distributions from high-precision collider data”, *Eur. Phys. J. C* **77** (2017) 663, doi:10.1140/epjc/s10052-017-5199-5, arXiv:1706.00428.
- [38] T. Sjöstrand, S. Mrenna, and P. Z. Skands, “A brief introduction to PYTHIA 8.1”, *Comput. Phys. Commun.* **178** (2008) 852, doi:10.1016/j.cpc.2008.01.036, arXiv:0710.3820.
- [39] T. Sjöstrand et al., “An introduction to PYTHIA 8.2”, *Comput. Phys. Commun.* **191** (2015) 159, doi:10.1016/j.cpc.2015.01.024, arXiv:1410.3012.
- [40] J. Alwall et al., “Comparative study of various algorithms for the merging of parton showers and matrix elements in hadronic collisions”, *Eur. Phys. J. C* **53** (2008) 473, doi:10.1140/epjc/s10052-007-0490-5, arXiv:0706.2569.
- [41] R. Frederix and S. Frixione, “Merging meets matching in MC@NLO”, *JHEP* **12** (2012) 061, doi:10.1007/JHEP12(2012)061, arXiv:1209.6215.
- [42] P. Skands, S. Carrazza, and J. Rojo, “Tuning PYTHIA 8.1: the Monash 2013 tune”, *Eur. Phys. J. C* **74** (2014) 3024, doi:10.1140/epjc/s10052-014-3024-y, arXiv:1404.5630.
- [43] CMS Collaboration, “Event generator tunes obtained from underlying event and multiparton scattering measurements”, *Eur. Phys. J. C* **76** (2016) 155, doi:10.1140/epjc/s10052-016-3988-x, arXiv:1512.00815.
- [44] CMS Collaboration, “Extraction and validation of a new set of CMS PYTHIA8 tunes from underlying-event measurements”, (2019). arXiv:1903.12179. Submitted to *Eur. Phys. J. C*.
- [45] GEANT4 Collaboration, “GEANT4 — a simulation toolkit”, *Nucl. Instrum. Meth. A* **506** (2003) 250, doi:10.1016/S0168-9002(03)01368-8.
- [46] CMS Collaboration, “The CMS experiment at the CERN LHC”, *JINST* **3** (2008) S08004, doi:10.1088/1748-0221/3/08/S08004.
- [47] CMS Collaboration, “The CMS trigger system”, *JINST* **12** (2017) P01020, doi:10.1088/1748-0221/12/01/P01020, arXiv:1609.02366.
- [48] M. Cacciari, G. P. Salam, and G. Soyez, “The anti- k_T jet clustering algorithm”, *JHEP* **04** (2008) 063, doi:10.1088/1126-6708/2008/04/063, arXiv:0802.1189.
- [49] M. Cacciari, G. P. Salam, and G. Soyez, “FastJet user manual”, *Eur. Phys. J. C* **72** (2012) 1896, doi:10.1140/epjc/s10052-012-1896-2, arXiv:1111.6097.
- [50] CMS Collaboration, “Particle-flow reconstruction and global event description with the CMS detector”, *JINST* **12** (2017) P10003, doi:10.1088/1748-0221/12/10/P10003, arXiv:1706.04965.
- [51] CMS Collaboration, “Performance of electron reconstruction and selection with the CMS detector in proton-proton collisions at $\sqrt{s} = 8$ TeV”, *JINST* **10** (2015) P06005, doi:10.1088/1748-0221/10/06/P06005, arXiv:1502.02701.

- [52] CMS Collaboration, “Performance of CMS muon reconstruction in pp collision events at $\sqrt{s} = 7$ TeV”, *JINST* **7** (2012) P10002, doi:10.1088/1748-0221/7/10/P10002, arXiv:1206.4071.
- [53] M. Cacciari and G. P. Salam, “Pileup subtraction using jet areas”, *Phys. Lett. B* **659** (2008) 119, doi:10.1016/j.physletb.2007.09.077, arXiv:0707.1378.
- [54] CMS Collaboration, “Jet energy scale and resolution in the CMS experiment in pp collisions at 8 TeV”, *JINST* **12** (2016) P02014, doi:10.1088/1748-0221/12/02/P02014, arXiv:1607.03663.
- [55] CMS Collaboration, “Jet algorithms performance in 13 TeV data”, CMS Physics Analysis Summary CMS-PAS-JME-16-003, 2017.
- [56] CMS Collaboration, “Performance of missing energy reconstruction in 13 TeV pp collision data using the CMS detector”, CMS Physics Analysis Summary CMS-PAS-JME-16-004, 2016.
- [57] CMS Collaboration, “Identification of heavy-flavour jets with the CMS detector in pp collisions at 13 TeV”, *JINST* **13** (2018) P05011, doi:10.1088/1748-0221/13/05/P05011, arXiv:1712.07158.
- [58] CMS Collaboration, “Performance of missing transverse momentum reconstruction in proton-proton collisions at $\sqrt{s} = 13$ TeV using the CMS detector”, *JINST* **14** (2019) P07004, doi:10.1088/1748-0221/14/07/P07004, arXiv:1903.06078.
- [59] CMS Collaboration, “Search for new physics in same-sign dilepton events in proton-proton collisions at $\sqrt{s} = 13$ TeV”, *Eur. Phys. J. C* **76** (2016) 439, doi:10.1140/epjc/s10052-016-4261-z, arXiv:1605.03171.
- [60] CMS Collaboration, “Measurements of $t\bar{t}$ cross sections in association with b jets and inclusive jets and their ratio using dilepton final states in pp collisions at $\sqrt{s} = 13$ TeV”, *Phys. Lett. B* **776** (2018) 355, doi:10.1016/j.physletb.2017.11.043, arXiv:1705.10141.
- [61] CMS Collaboration, “CMS Technical Design Report for the Pixel Detector Upgrade”, Technical Report CERN-LHCC-2012-016, 2012.
- [62] CMS Collaboration, “CMS luminosity measurements for the 2016 data taking period”, CMS Physics Analysis Summary CMS-PAS-LUM-17-001, 2017.
- [63] CMS Collaboration, “CMS luminosity measurement for the 2017 data-taking period at $\sqrt{s} = 13$ TeV”, CMS Physics Analysis Summary CMS-PAS-LUM-17-004, 2018.
- [64] CMS Collaboration, “CMS luminosity measurement for the 2018 data-taking period at $\sqrt{s} = 13$ TeV”, CMS Physics Analysis Summary CMS-PAS-LUM-18-002, 2019.
- [65] CMS Collaboration, “Measurement of the inelastic proton-proton cross section at $\sqrt{s} = 13$ TeV”, *JHEP* **07** (2018) 161, doi:10.1007/JHEP07(2018)161, arXiv:1802.02613.
- [66] CMS Collaboration, “Observation of $t\bar{t}H$ production”, *Phys. Rev. Lett.* **120** (2018) 231801, doi:10.1103/PhysRevLett.120.231801, arXiv:1804.02610.
- [67] ATLAS and CMS Collaborations, “Procedure for the LHC Higgs boson search combination in summer 2011”, ATL-PHYS-PUB-2011-011, CMS NOTE-2011/005, 2011.

- [68] T. Junk, “Confidence level computation for combining searches with small statistics”, *Nucl. Instrum. Meth. A* **434** (1999) 435, doi:10.1016/S0168-9002(99)00498-2, arXiv:hep-ex/9902006.
- [69] A. L. Read, “Presentation of search results: the CL_s technique”, *J. Phys. G* **28** (2002) 2693, doi:10.1088/0954-3899/28/10/313.
- [70] G. Cowan, K. Cranmer, E. Gross, and O. Vitells, “Asymptotic formulae for likelihood-based tests of new physics”, *Eur. Phys. J. C* **71** (2011) 1554, doi:10.1140/epjc/s10052-011-1554-0, arXiv:1007.1727. [Erratum: doi:10.1140/epjc/s10052-013-2501-z].
- [71] ATLAS Collaboration, “Measurement of the $t\bar{t}Z$ and $t\bar{t}W$ cross sections in proton-proton collisions at $\sqrt{s} = 13$ TeV with the ATLAS detector”, *Phys. Rev. D* **99** (2019) 072009, doi:10.1103/PhysRevD.99.072009, arXiv:1901.03584.
- [72] CMS Collaboration, “Measurement of the cross section for top quark pair production in association with a W or Z boson in proton-proton collisions at $\sqrt{s} = 13$ TeV”, *JHEP* **08** (2018) 011, doi:10.1007/JHEP08(2018)011, arXiv:1711.02547.
- [73] CMS Collaboration, “Measurement of top quark pair production in association with a Z boson in proton-proton collisions at $\sqrt{s} = 13$ TeV”, (2019). arXiv:1907.11270. Submitted to *JHEP*.
- [74] ATLAS and CMS Collaborations, “Measurements of the Higgs boson production and decay rates and constraints on its couplings from a combined ATLAS and CMS analysis of the LHC pp collision data at $\sqrt{s} = 7$ and 8 TeV”, *JHEP* **08** (2016) 045, doi:10.1007/JHEP08(2016)045, arXiv:1606.02266.
- [75] A. Djouadi et al., “The post-Higgs MSSM scenario: Habemus MSSM?”, *Eur. Phys. J. C* **73** (2013) 2650, doi:10.1140/epjc/s10052-013-2650-0, arXiv:1307.5205.
- [76] CMS Collaboration, “Search for heavy Higgs bosons decaying to a top quark pair in proton-proton collisions at $\sqrt{s} = 13$ TeV”, (2019). arXiv:1908.01115. Submitted to *JHEP*.
- [77] ATLAS Collaboration, “Search for dark matter produced in association with bottom or top quarks in $\sqrt{s} = 13$ TeV pp collisions with the ATLAS detector”, *Eur. Phys. J. C* **78** (2018) 18, doi:10.1140/epjc/s10052-017-5486-1, arXiv:1710.11412.

A The CMS Collaboration

Yerevan Physics Institute, Yerevan, Armenia

A.M. Sirunyan[†], A. Tumasyan

Institut für Hochenergiephysik, Wien, Austria

W. Adam, F. Ambrogio, T. Bergauer, J. Brandstetter, M. Dragicevic, J. Erö, A. Escalante Del Valle, M. Flechl, R. Frühwirth¹, M. Jeitler¹, N. Krammer, I. Krätschmer, D. Liko, T. Madlener, I. Mikulec, N. Rad, J. Schieck¹, R. Schöfbeck, M. Spanring, D. Spitzbart, W. Waltenberger, C.-E. Wulz¹, M. Zarucki

Institute for Nuclear Problems, Minsk, Belarus

V. Drugakov, V. Mossolov, J. Suarez Gonzalez

Universiteit Antwerpen, Antwerpen, Belgium

M.R. Darwish, E.A. De Wolf, D. Di Croce, X. Janssen, A. Lelek, M. Pieters, H. Rejeb Sfar, H. Van Haevermaet, P. Van Mechelen, S. Van Putte, N. Van Remortel

Vrije Universiteit Brussel, Brussel, Belgium

F. Blekman, E.S. Bols, S.S. Chhibra, J. D'Hondt, J. De Clercq, D. Lontkovskyi, S. Lowette, I. Marchesini, S. Moortgat, Q. Python, K. Skovpen, S. Tavernier, W. Van Doninck, P. Van Mulders

Université Libre de Bruxelles, Bruxelles, Belgium

D. Beghin, B. Bilin, H. Brun, B. Clerbaux, G. De Lentdecker, H. Delannoy, B. Dorney, L. Favart, A. Grebenyuk, A.K. Kalsi, A. Popov, N. Postiau, E. Starling, L. Thomas, C. Vander Velde, P. Vanlaer, D. Vannerom

Ghent University, Ghent, Belgium

T. Cornelis, D. Dobur, I. Khvastunov², M. Niedziela, C. Roskas, D. Trocino, M. Tytgat, W. Verbeke, B. Vermassen, M. Vit, N. Zaganidis

Université Catholique de Louvain, Louvain-la-Neuve, Belgium

O. Bondu, G. Bruno, C. Caputo, P. David, C. Delaere, M. Delcourt, A. Giammanco, V. Lemaitre, A. Magitteri, J. Prisciandaro, A. Saggio, M. Vidal Marono, P. Vischia, J. Zobec

Centro Brasileiro de Pesquisas Fisicas, Rio de Janeiro, Brazil

F.L. Alves, G.A. Alves, G. Correia Silva, C. Hensel, A. Moraes, P. Rebello Teles

Universidade do Estado do Rio de Janeiro, Rio de Janeiro, Brazil

E. Belchior Batista Das Chagas, W. Carvalho, J. Chinellato³, E. Coelho, E.M. Da Costa, G.G. Da Silveira⁴, D. De Jesus Damiao, C. De Oliveira Martins, S. Fonseca De Souza, L.M. Huertas Guativa, H. Malbouisson, J. Martins⁵, D. Matos Figueiredo, M. Medina Jaime⁶, M. Melo De Almeida, C. Mora Herrera, L. Mundim, H. Nogima, W.L. Prado Da Silva, L.J. Sanchez Rosas, A. Santoro, A. Sznajder, M. Thiel, E.J. Tonelli Manganote³, F. Torres Da Silva De Araujo, A. Vilela Pereira

Universidade Estadual Paulista ^a, Universidade Federal do ABC ^b, São Paulo, Brazil

C.A. Bernardes^a, L. Calligaris^a, T.R. Fernandez Perez Tomei^a, E.M. Gregores^b, D.S. Lemos, P.G. Mercadante^b, S.F. Novaes^a, SandraS. Padula^a

Institute for Nuclear Research and Nuclear Energy, Bulgarian Academy of Sciences, Sofia, Bulgaria

A. Aleksandrov, G. Antchev, R. Hadjiiska, P. Iaydjiev, M. Misheva, M. Rodozov, M. Shopova, G. Sultanov

University of Sofia, Sofia, Bulgaria

M. Bonchev, A. Dimitrov, T. Ivanov, L. Litov, B. Pavlov, P. Petkov

Beihang University, Beijing, China

W. Fang⁷, X. Gao⁷, L. Yuan

Department of Physics, Tsinghua University, Beijing, China

Z. Hu, Y. Wang

Institute of High Energy Physics, Beijing, China

M. Ahmad, G.M. Chen, H.S. Chen, M. Chen, C.H. Jiang, D. Leggat, H. Liao, Z. Liu, A. Spiezia, J. Tao, E. Yazgan, H. Zhang, S. Zhang⁸, J. Zhao

State Key Laboratory of Nuclear Physics and Technology, Peking University, Beijing, China

A. Agapitos, Y. Ban, G. Chen, A. Levin, J. Li, L. Li, Q. Li, Y. Mao, S.J. Qian, D. Wang, Q. Wang

Zhejiang University, Hangzhou, China

M. Xiao

Universidad de Los Andes, Bogota, Colombia

C. Avila, A. Cabrera, C. Florez, C.F. González Hernández, M.A. Segura Delgado

Universidad de Antioquia, Medellin, Colombia

J. Mejia Guisao, J.D. Ruiz Alvarez, C.A. Salazar González, N. Vanegas Arbelaez

University of Split, Faculty of Electrical Engineering, Mechanical Engineering and Naval Architecture, Split, Croatia

D. Giljanović, N. Godinovic, D. Lelas, I. Puljak, T. Sculac

University of Split, Faculty of Science, Split, Croatia

Z. Antunovic, M. Kovac

Institute Rudjer Boskovic, Zagreb, Croatia

V. Brigljevic, S. Ceci, D. Ferencek, K. Kadija, B. Mesic, M. Roguljic, A. Starodumov⁹, T. Susa

University of Cyprus, Nicosia, Cyprus

M.W. Ather, A. Attikis, E. Erodotou, A. Ioannou, M. Kolosova, S. Konstantinou, G. Mavromanolakis, J. Mousa, C. Nicolaou, F. Ptochos, P.A. Razis, H. Rykaczewski, D. Tsiakkouri

Charles University, Prague, Czech Republic

M. Finger¹⁰, M. Finger Jr.¹⁰, A. Kveton, J. Tomsa

Escuela Politecnica Nacional, Quito, Ecuador

E. Ayala

Universidad San Francisco de Quito, Quito, Ecuador

E. Carrera Jarrin

Academy of Scientific Research and Technology of the Arab Republic of Egypt, Egyptian Network of High Energy Physics, Cairo, Egypt

S. Elgammal¹¹, E. Salama^{11,12}

National Institute of Chemical Physics and Biophysics, Tallinn, Estonia

S. Bhowmik, A. Carvalho Antunes De Oliveira, R.K. Dewanjee, K. Ehataht, M. Kadastik, M. Raidal, C. Veelken

Department of Physics, University of Helsinki, Helsinki, Finland

P. Eerola, L. Forthomme, H. Kirschenmann, K. Osterberg, M. Voutilainen

Helsinki Institute of Physics, Helsinki, Finland

F. Garcia, J. Havukainen, J.K. Heikkilä, T. Järvinen, V. Karimäki, M.S. Kim, R. Kinnunen, T. Lampén, K. Lassila-Perini, S. Laurila, S. Lehti, T. Lindén, P. Luukka, T. Mäenpää, H. Siikonen, E. Tuominen, J. Tuominiemi

Lappeenranta University of Technology, Lappeenranta, Finland

T. Tuuva

IRFU, CEA, Université Paris-Saclay, Gif-sur-Yvette, France

M. Besancon, F. Couderc, M. Dejardin, D. Denegri, B. Fabbro, J.L. Faure, F. Ferri, S. Ganjour, A. Givernaud, P. Gras, G. Hamel de Monchenault, P. Jarry, C. Leloup, E. Locci, J. Malcles, J. Rander, A. Rosowsky, M.Ö. Sahin, A. Savoy-Navarro¹³, M. Titov

Laboratoire Leprince-Ringuet, CNRS/IN2P3, Ecole Polytechnique, Institut Polytechnique de Paris

S. Ahuja, C. Amendola, F. Beaudette, P. Busson, C. Charlot, B. Diab, G. Falmagne, R. Granier de Cassagnac, I. Kucher, A. Lobanov, C. Martin Perez, M. Nguyen, C. Ochando, P. Paganini, J. Rembser, R. Salerno, J.B. Sauvan, Y. Sirois, A. Zabi, A. Zghiche

Université de Strasbourg, CNRS, IPHC UMR 7178, Strasbourg, France

J.-L. Agram¹⁴, J. Andrea, D. Bloch, G. Bourgatte, J.-M. Brom, E.C. Chabert, C. Collard, E. Conte¹⁴, J.-C. Fontaine¹⁴, D. Gelé, U. Goerlach, M. Jansová, A.-C. Le Bihan, N. Tonon, P. Van Hove

Centre de Calcul de l'Institut National de Physique Nucleaire et de Physique des Particules, CNRS/IN2P3, Villeurbanne, France

S. Gadrat

Université de Lyon, Université Claude Bernard Lyon 1, CNRS-IN2P3, Institut de Physique Nucléaire de Lyon, Villeurbanne, France

S. Beauceron, C. Bernet, G. Boudoul, C. Camen, A. Carle, N. Chanon, R. Chierici, D. Contardo, P. Depasse, H. El Mamouni, J. Fay, S. Gascon, M. Gouzevitch, B. Ille, Sa. Jain, F. Lagarde, I.B. Laktineh, H. Lattaud, A. Lesauvage, M. Lethuillier, L. Mirabito, S. Perries, V. Sordini, L. Torterotot, G. Touquet, M. Vander Donckt, S. Viret

Georgian Technical University, Tbilisi, Georgia

A. Khvedelidze¹⁰

Tbilisi State University, Tbilisi, Georgia

Z. Tsamalaidze¹⁰

RWTH Aachen University, I. Physikalisches Institut, Aachen, Germany

C. Autermann, L. Feld, M.K. Kiesel, K. Klein, M. Lipinski, D. Meuser, A. Pauls, M. Preuten, M.P. Rauch, J. Schulz, M. Teroerde, B. Wittmer

RWTH Aachen University, III. Physikalisches Institut A, Aachen, Germany

A. Albert, M. Erdmann, B. Fischer, S. Ghosh, T. Hebbeker, K. Hoepfner, H. Keller, L. Mastrolorenzo, M. Merschmeyer, A. Meyer, P. Millet, G. Mocellin, S. Mondal, S. Mukherjee, D. Noll, A. Novak, T. Pook, A. Pozdnyakov, T. Quast, M. Radziej, Y. Rath, H. Reithler, J. Roemer, A. Schmidt, S.C. Schuler, A. Sharma, S. Wiedenbeck, S. Zaleski

RWTH Aachen University, III. Physikalisches Institut B, Aachen, Germany

G. Flügge, W. Haj Ahmad¹⁵, O. Hlushchenko, T. Kress, T. Müller, A. Nehr Korn, A. Nowack, C. Pistone, O. Pooth, D. Roy, H. Sert, A. Stahl¹⁶

Deutsches Elektronen-Synchrotron, Hamburg, Germany

M. Aldaya Martin, P. Asmuss, I. Babounikau, H. Bakhshiansohi, K. Beernaert, O. Behnke, A. Bermúdez Martínez, D. Bertsche, A.A. Bin Anuar, K. Borras¹⁷, V. Botta, A. Campbell, A. Cardini, P. Connor, S. Consuegra Rodríguez, C. Contreras-Campana, V. Danilov, A. De Wit, M.M. Defranchis, C. Diez Pardos, D. Domínguez Damiani, G. Eckerlin, D. Eckstein, T. Eichhorn, A. Elwood, E. Eren, E. Gallo¹⁸, A. Geiser, A. Grohsjean, M. Guthoff, M. Haranko, A. Harb, A. Jafari, N.Z. Jomhari, H. Jung, A. Kasem¹⁷, M. Kasemann, H. Kaveh, J. Keaveney, C. Kleinwort, J. Knolle, D. Krücker, W. Lange, T. Lenz, J. Leonard, J. Lidrych, K. Lipka, W. Lohmann¹⁹, R. Mankel, I.-A. Melzer-Pellmann, A.B. Meyer, M. Meyer, M. Missiroli, G. Mittag, J. Mnich, A. Mussgiller, V. Myronenko, D. Pérez Adán, S.K. Pflitsch, D. Pitzl, A. Raspereza, A. Saibel, M. Savitskyi, V. Scheurer, P. Schütze, C. Schwanenberger, R. Shevchenko, A. Singh, H. Tholen, O. Turkot, A. Vagnerini, M. Van De Klundert, R. Walsh, Y. Wen, K. Wichmann, C. Wissing, O. Zenaiev, R. Zlebcik

University of Hamburg, Hamburg, Germany

R. Aggleton, S. Bein, L. Benato, A. Benecke, V. Blobel, T. Dreyer, A. Ebrahimi, F. Feindt, A. Fröhlich, C. Garbers, E. Garutti, D. Gonzalez, P. Gunnellini, J. Haller, A. Hinzmann, A. Karavdina, G. Kasieczka, R. Klanner, R. Kogler, N. Kovalchuk, S. Kurz, V. Kutzner, J. Lange, T. Lange, A. Malara, J. Multhaupt, C.E.N. Niemeyer, A. Perieanu, A. Reimers, O. Rieger, C. Scharf, P. Schleper, S. Schumann, J. Schwandt, J. Sonneveld, H. Stadie, G. Steinbrück, F.M. Stober, B. Vormwald, I. Zoi

Karlsruher Institut fuer Technologie, Karlsruhe, Germany

M. Akbiyik, C. Barth, M. Baselga, S. Baur, T. Berger, E. Butz, R. Caspart, T. Chwalek, W. De Boer, A. Dierlamm, K. El Morabit, N. Faltermann, M. Giffels, P. Goldenzweig, A. Gottmann, M.A. Harrendorf, F. Hartmann¹⁶, U. Husemann, S. Kudella, S. Mitra, M.U. Mozer, D. Müller, Th. Müller, M. Musich, A. Nürnberg, G. Quast, K. Rabbertz, M. Schröder, I. Shvetsov, H.J. Simonis, R. Ulrich, M. Wassmer, M. Weber, C. Wöhrmann, R. Wolf

Institute of Nuclear and Particle Physics (INPP), NCSR Demokritos, Aghia Paraskevi, Greece

G. Anagnostou, P. Asenov, G. Daskalakis, T. Geralis, A. Kyriakis, D. Loukas, G. Paspalaki

National and Kapodistrian University of Athens, Athens, Greece

M. Diamantopoulou, G. Karathanasis, P. Kontaxakis, A. Manousakis-katsikakis, A. Panagiotou, I. Papavergou, N. Saoulidou, A. Stakia, K. Theofilatos, K. Vellidis, E. Vourliotis

National Technical University of Athens, Athens, Greece

G. Bakas, K. Kousouris, I. Papakrivopoulos, G. Tsipolitis

University of Ioánnina, Ioánnina, Greece

I. Evangelou, C. Foudas, P. Giannelis, P. Katsoulis, P. Kokkas, S. Mallios, K. Manitará, N. Manthos, I. Papadopoulos, J. Strologas, F.A. Triantis, D. Tsitsonis

MTA-ELTE Lendület CMS Particle and Nuclear Physics Group, Eötvös Loránd University, Budapest, Hungary

M. Bartók²⁰, R. Chudasama, M. Csanad, P. Major, K. Mandal, A. Mehta, M.I. Nagy, G. Pasztor, O. Surányi, G.I. Veres

Wigner Research Centre for Physics, Budapest, Hungary

G. Bencze, C. Hajdu, D. Horvath²¹, F. Sikler, T.Á. Vámi, V. Veszpremi, G. Vesztergombi[†]

Institute of Nuclear Research ATOMKI, Debrecen, Hungary

N. Beni, S. Czellar, J. Karancsi²⁰, A. Makovec, J. Molnar, Z. Szillasi

Institute of Physics, University of Debrecen, Debrecen, Hungary

P. Raics, D. Teyssier, Z.L. Trocsanyi, B. Ujvari

Eszterhazy Karoly University, Karoly Robert Campus, Gyongyos, Hungary

T. Csorgo, W.J. Metzger, F. Nemes, T. Novak

Indian Institute of Science (IISc), Bangalore, India

S. Choudhury, J.R. Komaragiri, P.C. Tiwari

National Institute of Science Education and Research, HBNI, Bhubaneswar, IndiaS. Bahinipati²³, C. Kar, G. Kole, P. Mal, V.K. Muraleedharan Nair Bindhu, A. Nayak²⁴, D.K. Sahoo²³, S.K. Swain**Panjab University, Chandigarh, India**

S. Bansal, S.B. Beri, V. Bhatnagar, S. Chauhan, R. Chawla, N. Dhingra, R. Gupta, A. Kaur, M. Kaur, S. Kaur, P. Kumari, M. Lohan, M. Meena, K. Sandeep, S. Sharma, J.B. Singh, A.K. Viridi, G. Walia

University of Delhi, Delhi, India

A. Bhardwaj, B.C. Choudhary, R.B. Garg, M. Gola, S. Keshri, Ashok Kumar, S. Malhotra, M. Naimuddin, P. Priyanka, K. Ranjan, Aashaq Shah, R. Sharma

Saha Institute of Nuclear Physics, HBNI, Kolkata, IndiaR. Bhardwaj²⁵, M. Bharti²⁵, R. Bhattacharya, S. Bhattacharya, U. Bhawandeep²⁵, D. Bhowmik, S. Dutta, S. Ghosh, M. Maity²⁶, K. Mondal, S. Nandan, A. Purohit, P.K. Rout, G. Saha, S. Sarkar, T. Sarkar²⁶, M. Sharan, B. Singh²⁵, S. Thakur²⁵**Indian Institute of Technology Madras, Madras, India**

P.K. Behera, P. Kalbhor, A. Muhammad, P.R. Pujahari, A. Sharma, A.K. Sikdar

Bhabha Atomic Research Centre, Mumbai, India

D. Dutta, V. Jha, V. Kumar, D.K. Mishra, P.K. Netrakanti, L.M. Pant, P. Shukla

Tata Institute of Fundamental Research-A, Mumbai, India

T. Aziz, M.A. Bhat, S. Dugad, G.B. Mohanty, N. Sur, RavindraKumar Verma

Tata Institute of Fundamental Research-B, Mumbai, India

S. Banerjee, S. Bhattacharya, S. Chatterjee, P. Das, M. Guchait, S. Karmakar, S. Kumar, G. Majumder, K. Mazumdar, N. Sahoo, S. Sawant

Indian Institute of Science Education and Research (IISER), Pune, India

S. Chauhan, S. Dube, V. Hegde, B. Kansal, A. Kapoor, K. Kotheekar, S. Pandey, A. Rane, A. Rastogi, S. Sharma

Institute for Research in Fundamental Sciences (IPM), Tehran, IranS. Chenarani²⁷, E. Eskandari Tadavani, S.M. Etesami²⁷, M. Khakzad, M. Mohammadi Najafabadi, M. Naseri, F. Rezaei Hosseinabadi**University College Dublin, Dublin, Ireland**

M. Felcini, M. Grunewald

INFN Sezione di Bari ^a, Università di Bari ^b, Politecnico di Bari ^c, Bari, ItalyM. Abbrescia^{a,b}, R. Aly^{a,b,28}, C. Calabria^{a,b}, A. Colaleo^a, D. Creanza^{a,c}, L. Cristella^{a,b}, N. De Filippis^{a,c}, M. De Palma^{a,b}, A. Di Florio^{a,b}, L. Fiore^a, A. Gelmi^{a,b}, G. Iaselli^{a,c}, M. Ince^{a,b}, S. Lezki^{a,b}, G. Maggi^{a,c}, M. Maggi^a, G. Miniello^{a,b}, S. My^{a,b}, S. Nuzzo^{a,b}, A. Pompili^{a,b},

G. Pugliese^{a,c}, R. Radogna^a, A. Ranieri^a, G. Selvaggi^{a,b}, L. Silvestris^a, F.M. Simone^a, R. Venditti^a, P. Verwilligen^a

INFN Sezione di Bologna ^a, Università di Bologna ^b, Bologna, Italy

G. Abbiendi^a, C. Battilana^{a,b}, D. Bonacorsi^{a,b}, L. Borgonovi^{a,b}, S. Braibant-Giacomelli^{a,b}, R. Campanini^{a,b}, P. Capiluppi^{a,b}, A. Castro^{a,b}, F.R. Cavallo^a, C. Ciocca^a, G. Codispoti^{a,b}, M. Cuffiani^{a,b}, G.M. Dallavalle^a, F. Fabbri^a, A. Fanfani^{a,b}, E. Fontanesi^{a,b}, P. Giacomelli^a, C. Grandi^a, L. Guiducci^{a,b}, F. Iemmi^{a,b}, S. Lo Meo^{a,29}, S. Marcellini^a, G. Masetti^a, F.L. Navarria^{a,b}, A. Perrotta^a, F. Primavera^{a,b}, A.M. Rossi^{a,b}, T. Rovelli^{a,b}, G.P. Siroli^{a,b}, N. Tosi^a

INFN Sezione di Catania ^a, Università di Catania ^b, Catania, Italy

S. Albergo^{a,b,30}, S. Costa^{a,b}, A. Di Mattia^a, R. Potenza^{a,b}, A. Tricomi^{a,b,30}, C. Tuve^{a,b}

INFN Sezione di Firenze ^a, Università di Firenze ^b, Firenze, Italy

G. Barbagli^a, A. Cassese, R. Ceccarelli, V. Ciulli^{a,b}, C. Civinini^a, R. D'Alessandro^{a,b}, E. Focardi^{a,b}, G. Latino^{a,b}, P. Lenzi^{a,b}, M. Meschini^a, S. Paoletti^a, G. Sguazzoni^a, L. Viliani^a

INFN Laboratori Nazionali di Frascati, Frascati, Italy

L. Benussi, S. Bianco, D. Piccolo

INFN Sezione di Genova ^a, Università di Genova ^b, Genova, Italy

M. Bozzo^{a,b}, F. Ferro^a, R. Mulargia^{a,b}, E. Robutti^a, S. Tosi^{a,b}

INFN Sezione di Milano-Bicocca ^a, Università di Milano-Bicocca ^b, Milano, Italy

A. Benaglia^a, A. Beschi^{a,b}, F. Brivio^{a,b}, V. Ciriolo^{a,b,16}, S. Di Guida^{a,b,16}, M.E. Dinardo^{a,b}, P. Dini^a, S. Gennai^a, A. Ghezzi^{a,b}, P. Govoni^{a,b}, L. Guzzi^{a,b}, M. Malberti^a, S. Malvezzi^a, D. Menasce^a, F. Monti^{a,b}, L. Moroni^a, M. Paganoni^{a,b}, D. Pedrini^a, S. Ragazzi^{a,b}, T. Tabarelli de Fatis^{a,b}, D. Zuolo^{a,b}

INFN Sezione di Napoli ^a, Università di Napoli 'Federico II' ^b, Napoli, Italy, Università della Basilicata ^c, Potenza, Italy, Università G. Marconi ^d, Roma, Italy

S. Buontempo^a, N. Cavallo^{a,c}, A. De Iorio^{a,b}, A. Di Crescenzo^{a,b}, F. Fabozzi^{a,c}, F. Fienga^a, G. Galati^a, A.O.M. Iorio^{a,b}, L. Lista^{a,b}, S. Meola^{a,d,16}, P. Paolucci^{a,16}, B. Rossi^a, C. Sciacca^{a,b}, E. Voevodina^{a,b}

INFN Sezione di Padova ^a, Università di Padova ^b, Padova, Italy, Università di Trento ^c, Trento, Italy

P. Azzi^a, N. Bacchetta^a, D. Bisello^{a,b}, A. Boletti^{a,b}, A. Bragagnolo^{a,b}, R. Carlin^{a,b}, P. Checchia^a, P. De Castro Manzano^a, T. Dorigo^a, U. Dosselli^a, F. Gasparini^{a,b}, U. Gasparini^{a,b}, A. Gozzelino^a, S.Y. Hoh^{a,b}, P. Lujan^a, M. Margoni^{a,b}, A.T. Meneguzzo^{a,b}, J. Pazzini^{a,b}, M. Presilla^b, P. Ronchese^{a,b}, R. Rossin^{a,b}, F. Simonetto^{a,b}, A. Tiko^a, M. Tosi^{a,b}, M. Zanetti^{a,b}, P. Zotto^{a,b}, G. Zumerle^{a,b}

INFN Sezione di Pavia ^a, Università di Pavia ^b, Pavia, Italy

A. Braghieri^a, D. Fiorina^{a,b}, P. Montagna^{a,b}, S.P. Ratti^{a,b}, V. Re^a, M. Ressegotti^{a,b}, C. Riccardi^{a,b}, P. Salvini^a, I. Vai^a, P. Vitulo^{a,b}

INFN Sezione di Perugia ^a, Università di Perugia ^b, Perugia, Italy

M. Biasini^{a,b}, G.M. Bilei^a, D. Ciangottini^{a,b}, L. Fanò^{a,b}, P. Lariccia^{a,b}, R. Leonardi^{a,b}, G. Mantovani^{a,b}, V. Mariani^{a,b}, M. Menichelli^a, A. Rossi^{a,b}, A. Santocchia^{a,b}, D. Spiga^a

INFN Sezione di Pisa ^a, Università di Pisa ^b, Scuola Normale Superiore di Pisa ^c, Pisa, Italy

K. Androsov^a, P. Azzurri^a, G. Bagliesi^a, V. Bertacchi^{a,c}, L. Bianchini^a, T. Boccali^a, R. Castaldi^a, M.A. Ciocci^{a,b}, R. Dell'Orso^a, G. Fedì^a, L. Giannini^{a,c}, A. Giassi^a, M.T. Grippo^a, F. Ligabue^{a,c}, E. Manca^{a,c}, G. Mandorli^{a,c}, A. Messineo^{a,b}, F. Palla^a, A. Rizzi^{a,b}, G. Rolandi³¹,

S. Roy Chowdhury, A. Scribano^a, P. Spagnolo^a, R. Tenchini^a, G. Tonelli^{a,b}, N. Turini, A. Venturi^a, P.G. Verdini^a

INFN Sezione di Roma ^a, Sapienza Università di Roma ^b, Rome, Italy

F. Cavallari^a, M. Cipriani^{a,b}, D. Del Re^{a,b}, E. Di Marco^{a,b}, M. Diemoz^a, E. Longo^{a,b}, B. Marzocchi^{a,b}, P. Meridiani^a, G. Organtini^{a,b}, F. Pandolfi^a, R. Paramatti^{a,b}, C. Quaranta^{a,b}, S. Rahatlou^{a,b}, C. Rovelli^a, F. Santanastasio^{a,b}, L. Soffi^{a,b}

INFN Sezione di Torino ^a, Università di Torino ^b, Torino, Italy, Università del Piemonte Orientale ^c, Novara, Italy

N. Amapane^{a,b}, R. Arcidiacono^{a,c}, S. Argiro^{a,b}, M. Arneodo^{a,c}, N. Bartosik^a, R. Bellan^{a,b}, A. Bellora, C. Biino^a, A. Cappati^{a,b}, N. Cartiglia^a, S. Cometti^a, M. Costa^{a,b}, R. Covarelli^{a,b}, N. Demaria^a, B. Kiani^{a,b}, C. Mariotti^a, S. Maselli^a, E. Migliore^{a,b}, V. Monaco^{a,b}, E. Monteil^{a,b}, M. Monteno^a, M.M. Obertino^{a,b}, G. Ortona^{a,b}, L. Pacher^{a,b}, N. Pastrone^a, M. Pelliccioni^a, G.L. Pinna Angioni^{a,b}, A. Romero^{a,b}, M. Ruspa^{a,c}, R. Salvatico^{a,b}, V. Sola^a, A. Solano^{a,b}, D. Soldi^{a,b}, A. Staiano^a

INFN Sezione di Trieste ^a, Università di Trieste ^b, Trieste, Italy

S. Belforte^a, V. Candelise^{a,b}, M. Casarsa^a, F. Cossutti^a, A. Da Rold^{a,b}, G. Della Ricca^{a,b}, F. Vazzoler^{a,b}, A. Zanetti^a

Kyungpook National University, Daegu, Korea

B. Kim, D.H. Kim, G.N. Kim, J. Lee, S.W. Lee, C.S. Moon, Y.D. Oh, S.I. Pak, S. Sekmen, D.C. Son, Y.C. Yang

Chonnam National University, Institute for Universe and Elementary Particles, Kwangju, Korea

H. Kim, D.H. Moon, G. Oh

Hanyang University, Seoul, Korea

B. Francois, T.J. Kim, J. Park

Korea University, Seoul, Korea

S. Cho, S. Choi, Y. Go, D. Gyun, S. Ha, B. Hong, K. Lee, K.S. Lee, J. Lim, J. Park, S.K. Park, Y. Roh, J. Yoo

Kyung Hee University, Department of Physics

J. Goh

Sejong University, Seoul, Korea

H.S. Kim

Seoul National University, Seoul, Korea

J. Almond, J.H. Bhyun, J. Choi, S. Jeon, J. Kim, J.S. Kim, H. Lee, K. Lee, S. Lee, K. Nam, M. Oh, S.B. Oh, B.C. Radburn-Smith, U.K. Yang, H.D. Yoo, I. Yoon, G.B. Yu

University of Seoul, Seoul, Korea

D. Jeon, H. Kim, J.H. Kim, J.S.H. Lee, I.C. Park, I.J. Watson

Sungkyunkwan University, Suwon, Korea

Y. Choi, C. Hwang, Y. Jeong, J. Lee, Y. Lee, I. Yu

Riga Technical University, Riga, Latvia

V. Veckalns³²

Vilnius University, Vilnius, Lithuania

V. Dudenas, A. Juodagalvis, G. Tamulaitis, J. Vaitkus

National Centre for Particle Physics, Universiti Malaya, Kuala Lumpur, Malaysia

Z.A. Ibrahim, F. Mohamad Idris³³, W.A.T. Wan Abdullah, M.N. Yusli, Z. Zolkapli

Universidad de Sonora (UNISON), Hermosillo, Mexico

J.F. Benitez, A. Castaneda Hernandez, J.A. Murillo Quijada, L. Valencia Palomo

Centro de Investigacion y de Estudios Avanzados del IPN, Mexico City, Mexico

H. Castilla-Valdez, E. De La Cruz-Burelo, I. Heredia-De La Cruz³⁴, R. Lopez-Fernandez, A. Sanchez-Hernandez

Universidad Iberoamericana, Mexico City, Mexico

S. Carrillo Moreno, C. Oropeza Barrera, M. Ramirez-Garcia, F. Vazquez Valencia

Benemerita Universidad Autonoma de Puebla, Puebla, Mexico

J. Eysermans, I. Pedraza, H.A. Salazar Ibarquen, C. Uribe Estrada

Universidad Autónoma de San Luis Potosí, San Luis Potosí, Mexico

A. Morelos Pineda

University of Montenegro, Podgorica, Montenegro

J. Mijuskovic, N. Raicevic

University of Auckland, Auckland, New Zealand

D. Krofcheck

University of Canterbury, Christchurch, New Zealand

S. Bheesette, P.H. Butler

National Centre for Physics, Quaid-I-Azam University, Islamabad, Pakistan

A. Ahmad, M. Ahmad, Q. Hassan, H.R. Hoorani, W.A. Khan, M.A. Shah, M. Shoaib, M. Waqas

AGH University of Science and Technology Faculty of Computer Science, Electronics and Telecommunications, Krakow, Poland

V. Avati, L. Grzanka, M. Malawski

National Centre for Nuclear Research, Swierk, Poland

H. Bialkowska, M. Bluj, B. Boimska, M. Górski, M. Kazana, M. Szleper, P. Zalewski

Institute of Experimental Physics, Faculty of Physics, University of Warsaw, Warsaw, Poland

K. Bunkowski, A. Byzuk³⁵, K. Doroba, A. Kalinowski, M. Konecki, J. Krolikowski, M. Misiura, M. Olszewski, M. Walczak

Laboratório de Instrumentação e Física Experimental de Partículas, Lisboa, Portugal

M. Araujo, P. Bargassa, D. Bastos, A. Di Francesco, P. Faccioli, B. Galinhas, M. Gallinaro, J. Hollar, N. Leonardo, J. Seixas, K. Shchelina, G. Strong, O. Toldaiev, J. Varela

Joint Institute for Nuclear Research, Dubna, Russia

S. Afanasiev, P. Bunin, M. Gavrilenko, I. Golutvin, I. Gorbunov, A. Kamenev, V. Karjavine, A. Lanev, A. Malakhov, V. Matveev^{36,37}, P. Moisev, V. Palichik, V. Perelygin, M. Savina, S. Shmatov, S. Shulha, N. Skatchkov, V. Smirnov, N. Voytishin, A. Zarubin

Petersburg Nuclear Physics Institute, Gatchina (St. Petersburg), Russia

L. Chtchipounov, V. Golovtsov, Y. Ivanov, V. Kim³⁸, E. Kuznetsova³⁹, P. Levchenko, V. Murzin, V. Oreshkin, I. Smirnov, D. Sosnov, V. Sulimov, L. Uvarov, A. Vorobyev

Institute for Nuclear Research, Moscow, Russia

Yu. Andreev, A. Dermenev, S. Gninenko, N. Golubev, A. Karneyeu, M. Kirsanov, N. Krasnikov, A. Pashenkov, D. Tlisov, A. Toropin

Institute for Theoretical and Experimental Physics named by A.I. Alikhanov of NRC 'Kurchatov Institute', Moscow, Russia

V. Epshteyn, V. Gavrilov, N. Lychkovskaya, A. Nikitenko⁴⁰, V. Popov, I. Pozdnyakov, G. Safronov, A. Spiridonov, A. Steppenov, M. Toms, E. Vlasov, A. Zhokin

Moscow Institute of Physics and Technology, Moscow, Russia

T. Aushev

National Research Nuclear University 'Moscow Engineering Physics Institute' (MEPhI), Moscow, Russia

M. Chadeeva⁴¹, P. Parygin, D. Philippov, E. Popova, V. Rusinov

P.N. Lebedev Physical Institute, Moscow, Russia

V. Andreev, M. Azarkin, I. Dremin, M. Kirakosyan, A. Terkulov

Skobeltsyn Institute of Nuclear Physics, Lomonosov Moscow State University, Moscow, Russia

A. Baskakov, A. Belyaev, E. Boos, V. Bunichev, M. Dubinin⁴², L. Dudko, A. Gribushin, V. Klyukhin, N. Korneeva, I. Lokhtin, S. Obraztsov, M. Perfilov, V. Savrin

Novosibirsk State University (NSU), Novosibirsk, Russia

A. Barnyakov⁴³, V. Blinov⁴³, T. Dimova⁴³, L. Kardapoltsev⁴³, Y. Skovpen⁴³

Institute for High Energy Physics of National Research Centre 'Kurchatov Institute', Protvino, Russia

I. Azhgirey, I. Bayshev, S. Bitioukov, V. Kachanov, D. Konstantinov, P. Mandrik, V. Petrov, R. Ryutin, S. Slabospitskii, A. Sobol, S. Troshin, N. Tyurin, A. Uzunian, A. Volkov

National Research Tomsk Polytechnic University, Tomsk, Russia

A. Babaev, A. Iuzhakov, V. Okhotnikov

Tomsk State University, Tomsk, Russia

V. Borchsh, V. Ivanchenko, E. Tcherniaev

University of Belgrade: Faculty of Physics and VINCA Institute of Nuclear Sciences

P. Adzic⁴⁴, P. Cirkovic, D. Devetak, M. Dordevic, P. Milenovic, J. Milosevic, M. Stojanovic

Centro de Investigaciones Energéticas Medioambientales y Tecnológicas (CIEMAT), Madrid, Spain

M. Aguilar-Benitez, J. Alcaraz Maestre, A. Álvarez Fernández, I. Bachiller, M. Barrio Luna, J.A. Brochero Cifuentes, C.A. Carrillo Montoya, M. Cepeda, M. Cerrada, N. Colino, B. De La Cruz, A. Delgado Peris, C. Fernandez Bedoya, J.P. Fernández Ramos, J. Flix, M.C. Fouz, O. Gonzalez Lopez, S. Goy Lopez, J.M. Hernandez, M.I. Josa, D. Moran, Á. Navarro Tobar, A. Pérez-Calero Yzquierdo, J. Puerta Pelayo, I. Redondo, L. Romero, S. Sánchez Navas, M.S. Soares, A. Triossi, C. Willmott

Universidad Autónoma de Madrid, Madrid, Spain

C. Albajar, J.F. de Trocóniz, R. Reyes-Almanza

Universidad de Oviedo, Instituto Universitario de Ciencias y Tecnologías Espaciales de Asturias (ICTEA), Oviedo, Spain

B. Alvarez Gonzalez, J. Cuevas, C. Erice, J. Fernandez Menendez, S. Folgueras, I. Gonzalez Caballero, J.R. González Fernández, E. Palencia Cortezon, V. Rodríguez Bouza, S. Sanchez Cruz

Instituto de Física de Cantabria (IFCA), CSIC-Universidad de Cantabria, Santander, Spain

I.J. Cabrillo, A. Calderon, B. Chazin Quero, J. Duarte Campderros, M. Fernandez, P.J. Fernández Manteca, A. García Alonso, G. Gomez, C. Martinez Rivero, P. Martinez Ruiz del Arbol, F. Matorras, J. Piedra Gomez, C. Prieels, T. Rodrigo, A. Ruiz-Jimeno, L. Russo⁴⁵, L. Scodellaro, N. Trevisani, I. Vila, J.M. Vizan Garcia

University of Colombo, Colombo, Sri Lanka

K. Malagalage

University of Ruhuna, Department of Physics, Matara, Sri Lanka

W.G.D. Dharmaratna, N. Wickramage

CERN, European Organization for Nuclear Research, Geneva, Switzerland

D. Abbaneo, B. Akgun, E. Auffray, G. Auzinger, J. Baechler, P. Baillon, A.H. Ball, D. Barney, J. Bendavid, M. Bianco, A. Bocci, P. Bortignon, E. Bossini, C. Botta, E. Brondolin, T. Camporesi, A. Caratelli, G. Cerminara, E. Chapon, G. Cucciati, D. d'Enterria, A. Dabrowski, N. Daci, V. Daponte, A. David, O. Davignon, A. De Roeck, N. Deelen, M. Deile, M. Dobson, M. Dünser, N. Dupont, A. Elliott-Peisert, N. Emriskova, F. Fallavollita⁴⁶, D. Fasanella, S. Fiorendi, G. Franzoni, J. Fulcher, W. Funk, S. Giani, D. Gigi, A. Gilbert, K. Gill, F. Glege, M. Gruchala, M. Guilbaud, D. Gulhan, J. Hegeman, C. Heidegger, Y. Iiyama, V. Innocente, P. Janot, O. Karacheban¹⁹, J. Kaspar, J. Kieseler, M. Krammer¹, N. Kratochwil, C. Lange, P. Lecoq, C. Lourenço, L. Malgeri, M. Mannelli, A. Massironi, F. Meijers, J.A. Merlin, S. Mersi, E. Meschi, F. Moortgat, M. Mulders, J. Ngadiuba, J. Niedziela, S. Nourbakhsh, S. Orfanelli, L. Orsini, F. Pantaleo¹⁶, L. Pape, E. Perez, M. Peruzzi, A. Petrilli, G. Petrucciani, A. Pfeiffer, M. Pierini, F.M. Pitters, D. Rabaday, A. Racz, M. Rieger, M. Rovere, H. Sakulin, C. Schäfer, C. Schwick, M. Selvaggi, A. Sharma, P. Silva, W. Snoeys, P. Sphicas⁴⁷, J. Steggemann, S. Summers, V.R. Tavolaro, D. Treille, A. Tsirou, G.P. Van Onsem, A. Vartak, M. Verzetti, W.D. Zeuner

Paul Scherrer Institut, Villigen, Switzerland

L. Caminada⁴⁸, K. Deiters, W. Erdmann, R. Horisberger, Q. Ingram, H.C. Kaestli, D. Kotlinski, U. Langenegger, T. Rohe, S.A. Wiederkehr

ETH Zurich - Institute for Particle Physics and Astrophysics (IPA), Zurich, Switzerland

M. Backhaus, P. Berger, N. Chernyavskaya, G. Dissertori, M. Dittmar, M. Donegà, C. Dorfer, T.A. Gómez Espinosa, C. Grab, D. Hits, T. Klijnsma, W. Lustermann, R.A. Manzoni, M. Marionneau, M.T. Meinhard, F. Micheli, P. Musella, F. Nessi-Tedaldi, F. Paus, G. Perrin, L. Perrozzi, S. Pigazzini, M.G. Ratti, M. Reichmann, C. Reissel, T. Reitenspiess, D. Ruini, D.A. Sanz Becerra, M. Schönemberger, L. Shchutska, M.L. Vesterbacka Olsson, R. Wallny, D.H. Zhu

Universität Zürich, Zurich, Switzerland

T.K. Aarrestad, C. Amsler⁴⁹, D. Brzhechko, M.F. Canelli, A. De Cosa, R. Del Burgo, S. Donato, B. Kilminster, S. Leontsinis, V.M. Mikuni, I. Neutelings, G. Rauco, P. Robmann, D. Salerno, K. Schweiger, C. Seitz, Y. Takahashi, S. Wertz, A. Zucchetta

National Central University, Chung-Li, Taiwan

T.H. Doan, C.M. Kuo, W. Lin, A. Roy, S.S. Yu

National Taiwan University (NTU), Taipei, Taiwan

P. Chang, Y. Chao, K.F. Chen, P.H. Chen, W.-S. Hou, Y.y. Li, R.-S. Lu, E. Paganis, A. Psallidas, A. Steen

Chulalongkorn University, Faculty of Science, Department of Physics, Bangkok, Thailand

B. Asavapibhop, C. Asawatangtrakuldee, N. Srimanobhas, N. Suwonjandee

Çukurova University, Physics Department, Science and Art Faculty, Adana, Turkey

A. Bat, F. Boran, A. Celik⁵⁰, S. Cerci⁵¹, S. Damarseckin⁵², Z.S. Demiroglu, F. Dolek, C. Dozen⁵³, I. Dumanoglu, G. Gokbulut, EmineGurpınar Guler⁵⁴, Y. Guler, I. Hos⁵⁵, C. Isik, E.E. Kangal⁵⁶, O. Kara, A. Kayis Topaksu, U. Kiminsu, G. Onengut, K. Ozdemir⁵⁷, S. Ozturk⁵⁸, A.E. Simsek, D. Sunar Cerci⁵¹, U.G. Tok, S. Turkcapar, I.S. Zorbakir, C. Zorbilmez

Middle East Technical University, Physics Department, Ankara, Turkey

B. Isildak⁵⁹, G. Karapınar⁶⁰, M. Yalvac

Bogazici University, Istanbul, Turkey

I.O. Atakisi, E. Gülmez, M. Kaya⁶¹, O. Kaya⁶², Ö. Özçelik, S. Tekten, E.A. Yetkin⁶³

Istanbul Technical University, Istanbul, Turkey

A. Cakir, K. Cankocak, Y. Komurcu, S. Sen⁶⁴

Istanbul University, Istanbul, Turkey

B. Kaynak, S. Ozkorucuklu

Institute for Scintillation Materials of National Academy of Science of Ukraine, Kharkov, Ukraine

B. Grynyov

National Scientific Center, Kharkov Institute of Physics and Technology, Kharkov, Ukraine

L. Levchuk

University of Bristol, Bristol, United Kingdom

E. Bhal, S. Bologna, J.J. Brooke, D. Burns⁶⁵, E. Clement, D. Cussans, H. Flacher, J. Goldstein, G.P. Heath, H.F. Heath, L. Kreczko, S. Paramesvaran, B. Penning, T. Sakuma, S. Seif El Nasr-Storey, V.J. Smith, J. Taylor, A. Titterton

Rutherford Appleton Laboratory, Didcot, United Kingdom

K.W. Bell, A. Belyaev⁶⁶, C. Brew, R.M. Brown, D. Cieri, D.J.A. Cockerill, J.A. Coughlan, K. Harder, S. Harper, J. Linacre, K. Manolopoulos, D.M. Newbold, E. Olaiya, D. Petyt, T. Reis, T. Schuh, C.H. Shepherd-Themistocleous, A. Thea, I.R. Tomalin, T. Williams, W.J. Womersley

Imperial College, London, United Kingdom

R. Bainbridge, P. Bloch, J. Borg, S. Breeze, O. Buchmuller, A. Bundock, GurpreetSingh CHAHAL⁶⁷, D. Colling, P. Dauncey, G. Davies, M. Della Negra, R. Di Maria, P. Everaerts, G. Hall, G. Iles, T. James, M. Komm, C. Laner, L. Lyons, A.-M. Magnan, S. Malik, A. Martelli, V. Milosevic, J. Nash⁶⁸, V. Palladino, M. Pesaresi, D.M. Raymond, A. Richards, A. Rose, E. Scott, C. Seez, A. Shtipliyski, M. Stoye, T. Strebler, A. Tapper, K. Uchida, T. Virdee¹⁶, N. Wardle, D. Winterbottom, J. Wright, A.G. Zecchinelli, S.C. Zenz

Brunel University, Uxbridge, United Kingdom

J.E. Cole, P.R. Hobson, A. Khan, P. Kyberd, C.K. Mackay, A. Morton, I.D. Reid, L. Teodorescu, S. Zahid

Baylor University, Waco, USA

K. Call, B. Caraway, J. Dittmann, K. Hatakeyama, C. Madrid, B. McMaster, N. Pastika, C. Smith

Catholic University of America, Washington, DC, USA

R. Bartek, A. Dominguez, R. Uniyal, A.M. Vargas Hernandez

The University of Alabama, Tuscaloosa, USA

A. Buccilli, S.I. Cooper, C. Henderson, P. Rumerio, C. West

Boston University, Boston, USA

D. Arcaro, Z. Demiragli, D. Gastler, D. Pinna, C. Richardson, J. Rohlf, D. Sperka, I. Suarez, L. Sulak, D. Zou

Brown University, Providence, USA

G. Benelli, B. Burkle, X. Coubez¹⁷, D. Cutts, Y.t. Duh, M. Hadley, J. Hakala, U. Heintz, J.M. Hogan⁶⁹, K.H.M. Kwok, E. Laird, G. Landsberg, J. Lee, Z. Mao, M. Narain, S. Sagir⁷⁰, R. Syarif, E. Usai, D. Yu, W. Zhang

University of California, Davis, Davis, USA

R. Band, C. Brainerd, R. Breedon, M. Calderon De La Barca Sanchez, M. Chertok, J. Conway, R. Conway, P.T. Cox, R. Erbacher, C. Flores, G. Funk, F. Jensen, W. Ko, O. Kukral, R. Lander, M. Mulhearn, D. Pellett, J. Pilot, M. Shi, D. Taylor, K. Tos, M. Tripathi, Z. Wang, F. Zhang

University of California, Los Angeles, USA

M. Bachtis, C. Bravo, R. Cousins, A. Dasgupta, A. Florent, J. Hauser, M. Ignatenko, N. Mccoll, W.A. Nash, S. Regnard, D. Saltzberg, C. Schnaible, B. Stone, V. Valuev

University of California, Riverside, Riverside, USA

K. Burt, Y. Chen, R. Clare, J.W. Gary, S.M.A. Ghiasi Shirazi, G. Hanson, G. Karapostoli, E. Kennedy, O.R. Long, M. Olmedo Negrete, M.I. Paneva, W. Si, L. Wang, S. Wimpenny, B.R. Yates, Y. Zhang

University of California, San Diego, La Jolla, USA

J.G. Branson, P. Chang, S. Cittolin, M. Derdzinski, R. Gerosa, D. Gilbert, B. Hashemi, D. Klein, V. Krutelyov, J. Letts, M. Masciovecchio, S. May, S. Padhi, M. Pieri, V. Sharma, M. Tadel, F. Würthwein, A. Yagil, G. Zevi Della Porta

University of California, Santa Barbara - Department of Physics, Santa Barbara, USA

N. Amin, R. Bhandari, C. Campagnari, M. Citron, V. Dutta, M. Franco Sevilla, L. Gouskos, J. Incandela, B. Marsh, H. Mei, A. Ovcharova, H. Qu, J. Richman, U. Sarica, D. Stuart, S. Wang

California Institute of Technology, Pasadena, USA

D. Anderson, A. Bornheim, O. Cerri, I. Dutta, J.M. Lawhorn, N. Lu, J. Mao, H.B. Newman, T.Q. Nguyen, J. Pata, M. Spiropulu, J.R. Vlimant, S. Xie, Z. Zhang, R.Y. Zhu

Carnegie Mellon University, Pittsburgh, USA

M.B. Andrews, T. Ferguson, T. Mudholkar, M. Paulini, M. Sun, I. Vorobiev, M. Weinberg

University of Colorado Boulder, Boulder, USA

J.P. Cumalat, W.T. Ford, A. Johnson, E. MacDonald, T. Mulholland, R. Patel, A. Perloff, K. Stenson, K.A. Ulmer, S.R. Wagner

Cornell University, Ithaca, USA

J. Alexander, J. Chaves, Y. Cheng, J. Chu, A. Datta, A. Frankenthal, K. Mcdermott, J.R. Patterson, D. Quach, A. Rinkevicius⁷¹, A. Ryd, S.M. Tan, Z. Tao, J. Thom, P. Wittich, M. Zientek

Fermi National Accelerator Laboratory, Batavia, USA

S. Abdullin, M. Albrow, M. Alyari, G. Apollinari, A. Apresyan, A. Apyan, S. Banerjee, L.A.T. Bauerdick, A. Beretvas, D. Berry, J. Berryhill, P.C. Bhat, K. Burkett, J.N. Butler, A. Canepa,

G.B. Cerati, H.W.K. Cheung, F. Chlebana, M. Cremonesi, J. Duarte, V.D. Elvira, J. Freeman, Z. Gece, E. Gottschalk, L. Gray, D. Green, S. Grünendahl, O. Gutsche, AllisonReinsvold Hall, J. Hanlon, R.M. Harris, S. Hasegawa, R. Heller, J. Hirschauer, B. Jayatilaka, S. Jindariani, M. Johnson, U. Joshi, B. Klima, M.J. Kortelainen, B. Kreis, S. Lammel, J. Lewis, D. Lincoln, R. Lipton, M. Liu, T. Liu, J. Lykken, K. Maeshima, J.M. Marraffino, D. Mason, P. McBride, P. Merkel, S. Mrenna, S. Nahn, V. O'Dell, V. Papadimitriou, K. Pedro, C. Pena, G. Rakness, F. Ravera, L. Ristori, B. Schneider, E. Sexton-Kennedy, N. Smith, A. Soha, W.J. Spalding, L. Spiegel, S. Stoynev, J. Strait, N. Strobbe, L. Taylor, S. Tkaczyk, N.V. Tran, L. Uplegger, E.W. Vaandering, C. Vernieri, R. Vidal, M. Wang, H.A. Weber

University of Florida, Gainesville, USA

D. Acosta, P. Avery, D. Bourilkov, A. Brinkerhoff, L. Cadamuro, A. Carnes, V. Cherepanov, F. Errico, R.D. Field, S.V. Gleyzer, B.M. Joshi, M. Kim, J. Konigsberg, A. Korytov, K.H. Lo, P. Ma, K. Matchev, N. Menendez, G. Mitselmakher, D. Rosenzweig, K. Shi, J. Wang, S. Wang, X. Zuo

Florida International University, Miami, USA

Y.R. Joshi

Florida State University, Tallahassee, USA

T. Adams, A. Askew, S. Hagopian, V. Hagopian, K.F. Johnson, R. Khurana, T. Kolberg, G. Martinez, T. Perry, H. Prosper, C. Schiber, R. Yohay, J. Zhang

Florida Institute of Technology, Melbourne, USA

M.M. Baarmand, M. Hohlmann, D. Noonan, M. Rahmani, M. Saunders, F. Yumiceva

University of Illinois at Chicago (UIC), Chicago, USA

M.R. Adams, L. Apanasevich, R.R. Betts, R. Cavanaugh, X. Chen, S. Dittmer, O. Evdokimov, C.E. Gerber, D.A. Hangal, D.J. Hofman, K. Jung, C. Mills, T. Roy, M.B. Tonjes, N. Varelas, J. Viinikainen, H. Wang, X. Wang, Z. Wu

The University of Iowa, Iowa City, USA

M. Alhusseini, B. Bilki⁵⁴, W. Clarida, K. Dilsiz⁷², S. Durgut, R.P. Gandrajula, M. Haytmyradov, V. Khristenko, O.K. Köseyan, J.-P. Merlo, A. Mestvirishvili⁷³, A. Moeller, J. Nachtman, H. Ogul⁷⁴, Y. Onel, F. Ozok⁷⁵, A. Penzo, C. Snyder, E. Tiras, J. Wetzel

Johns Hopkins University, Baltimore, USA

B. Blumenfeld, A. Cocoros, N. Eminizer, A.V. Gritsan, W.T. Hung, P. Maksimovic, J. Roskes, M. Swartz

The University of Kansas, Lawrence, USA

C. Baldenegro Barrera, P. Baringer, A. Bean, S. Boren, J. Bowen, A. Bylinkin, T. Isidori, S. Khalil, J. King, G. Krintiras, A. Kropivnitskaya, C. Lindsey, D. Majumder, W. Mcbrayer, N. Minafra, M. Murray, C. Rogan, C. Royon, S. Sanders, E. Schmitz, J.D. Tapia Takaki, Q. Wang, J. Williams, G. Wilson

Kansas State University, Manhattan, USA

S. Duric, A. Ivanov, K. Kaadze, D. Kim, Y. Maravin, D.R. Mendis, T. Mitchell, A. Modak, A. Mohammadi

Lawrence Livermore National Laboratory, Livermore, USA

F. Rebassoo, D. Wright

University of Maryland, College Park, USA

A. Baden, O. Baron, A. Belloni, S.C. Eno, Y. Feng, N.J. Hadley, S. Jabeen, G.Y. Jeng, R.G. Kellogg,

J. Kunkle, A.C. Mignerey, S. Nabili, F. Ricci-Tam, M. Seidel, Y.H. Shin, A. Skuja, S.C. Tonwar, K. Wong

Massachusetts Institute of Technology, Cambridge, USA

D. Abercrombie, B. Allen, A. Baty, R. Bi, S. Brandt, W. Busza, I.A. Cali, M. D'Alfonso, G. Gomez Ceballos, M. Goncharov, P. Harris, D. Hsu, M. Hu, M. Klute, D. Kovalskyi, Y.-J. Lee, P.D. Luckey, B. Maier, A.C. Marini, C. McGinn, C. Mironov, S. Narayanan, X. Niu, C. Paus, D. Rankin, C. Roland, G. Roland, Z. Shi, G.S.F. Stephans, K. Sumorok, K. Tatar, D. Velicanu, J. Wang, T.W. Wang, B. Wyslouch

University of Minnesota, Minneapolis, USA

R.M. Chatterjee, A. Evans, S. Guts, P. Hansen, J. Hiltbrand, Sh. Jain, Y. Kubota, Z. Lesko, J. Mans, R. Rusack, M.A. Wadud

University of Mississippi, Oxford, USA

J.G. Acosta, S. Oliveros

University of Nebraska-Lincoln, Lincoln, USA

K. Bloom, D.R. Claes, C. Fangmeier, L. Finco, F. Golf, R. Kamalieddin, I. Kravchenko, J.E. Siado, G.R. Snow[†], B. Stieger, W. Tabb

State University of New York at Buffalo, Buffalo, USA

G. Agarwal, C. Harrington, I. Iashvili, A. Kharchilava, C. McLean, D. Nguyen, A. Parker, J. Pekkanen, S. Rappoccio, B. Roozbahani

Northeastern University, Boston, USA

G. Alverson, E. Barberis, C. Freer, Y. Haddad, A. Hortiangtham, G. Madigan, D.M. Morse, T. Orimoto, L. Skinnari, A. Tishelman-Charny, T. Wamorkar, B. Wang, A. Wisecarver, D. Wood

Northwestern University, Evanston, USA

S. Bhattacharya, J. Bueghly, T. Gunter, K.A. Hahn, N. Odell, M.H. Schmitt, K. Sung, M. Trovato, M. Velasco

University of Notre Dame, Notre Dame, USA

R. Bucci, N. Dev, R. Goldouzian, M. Hildreth, K. Hurtado Anampa, C. Jessop, D.J. Karmgard, K. Lannon, W. Li, N. Loukas, N. Marinelli, I. Mcalister, F. Meng, C. Mueller, Y. Musienko³⁶, M. Planer, R. Ruchti, P. Siddireddy, G. Smith, S. Taroni, M. Wayne, A. Wightman, M. Wolf, A. Woodard

The Ohio State University, Columbus, USA

J. Alimena, B. Bylsma, L.S. Durkin, S. Flowers, B. Francis, C. Hill, W. Ji, A. Lefeld, T.Y. Ling, B.L. Winer

Princeton University, Princeton, USA

S. Cooperstein, G. Dezoort, P. Elmer, J. Hardenbrook, N. Haubrich, S. Higginbotham, A. Kalogeropoulos, S. Kwan, D. Lange, M.T. Lucchini, J. Luo, D. Marlow, K. Mei, I. Ojalvo, J. Olsen, C. Palmer, P. Piroué, J. Salfeld-Nebgen, D. Stickland, C. Tully, Z. Wang

University of Puerto Rico, Mayaguez, USA

S. Malik, S. Norberg

Purdue University, West Lafayette, USA

A. Barker, V.E. Barnes, S. Das, L. Gutay, M. Jones, A.W. Jung, A. Khatiwada, B. Mahakud, D.H. Miller, G. Negro, N. Neumeister, C.C. Peng, S. Piperov, H. Qiu, J.F. Schulte, J. Sun, F. Wang, R. Xiao, W. Xie

Purdue University Northwest, Hammond, USA

T. Cheng, J. Dolen, N. Parashar

Rice University, Houston, USA

U. Behrens, K.M. Ecklund, S. Freed, F.J.M. Geurts, M. Kilpatrick, Arun Kumar, W. Li, B.P. Padley, R. Redjimi, J. Roberts, J. Rorie, W. Shi, A.G. Stahl Leiton, Z. Tu, A. Zhang

University of Rochester, Rochester, USA

A. Bodek, P. de Barbaro, R. Demina, J.L. Dulemba, C. Fallon, T. Ferbel, M. Galanti, A. Garcia-Bellido, O. Hindrichs, A. Khukhunaishvili, E. Ranken, R. Taus

Rutgers, The State University of New Jersey, Piscataway, USA

B. Chiarito, J.P. Chou, A. Gandrakota, Y. Gershtein, E. Halkiadakis, A. Hart, M. Heindl, E. Hughes, S. Kaplan, S. Kyriacou, I. Laflotte, A. Lath, R. Montalvo, K. Nash, M. Osherson, H. Saka, S. Salur, S. Schnetzer, S. Somalwar, R. Stone, S. Thomas

University of Tennessee, Knoxville, USA

H. Acharya, A.G. Delannoy, G. Riley, S. Spanier

Texas A&M University, College Station, USA

O. Bouhali⁷⁶, M. Dalchenko, M. De Mattia, A. Delgado, S. Dildick, R. Eusebi, J. Gilmore, T. Huang, T. Kamon⁷⁷, S. Luo, D. Marley, R. Mueller, D. Overton, L. Perniè, D. Rathjens, A. Safonov

Texas Tech University, Lubbock, USA

N. Akchurin, J. Damgov, F. De Guio, S. Kunori, K. Lamichhane, S.W. Lee, T. Mengke, S. Muthumuni, T. Peltola, S. Undleeb, I. Volobouev, Z. Wang, A. Whitbeck

Vanderbilt University, Nashville, USA

S. Greene, A. Gurrola, R. Janjam, W. Johns, C. Maguire, A. Melo, H. Ni, K. Padeken, F. Romeo, P. Sheldon, S. Tuo, J. Velkovska, M. Verweij

University of Virginia, Charlottesville, USA

M.W. Arenton, P. Barria, B. Cox, G. Cummings, R. Hirosky, M. Joyce, A. Ledovskoy, C. Neu, B. Tannenwald, Y. Wang, E. Wolfe, F. Xia

Wayne State University, Detroit, USA

R. Harr, P.E. Karchin, N. Poudyal, J. Sturdy, P. Thapa

University of Wisconsin - Madison, Madison, WI, USA

T. Bose, J. Buchanan, C. Caillol, D. Carlsmith, S. Dasu, I. De Bruyn, L. Dodd, F. Fiori, C. Galloni, B. Gomber⁷⁸, H. He, M. Herndon, A. Hervé, U. Hussain, P. Klabbers, A. Lanaro, A. Loeliger, K. Long, R. Loveless, J. Madhusudanan Sreekala, T. Ruggles, A. Savin, V. Sharma, W.H. Smith, D. Teague, S. Trembath-reichert, N. Woods

†: Deceased

1: Also at Vienna University of Technology, Vienna, Austria

2: Also at IRFU, CEA, Université Paris-Saclay, Gif-sur-Yvette, France

3: Also at Universidade Estadual de Campinas, Campinas, Brazil

4: Also at Federal University of Rio Grande do Sul, Porto Alegre, Brazil

5: Also at UFMS, Nova Andradina, Brazil

6: Also at Universidade Federal de Pelotas, Pelotas, Brazil

7: Also at Université Libre de Bruxelles, Bruxelles, Belgium

8: Also at University of Chinese Academy of Sciences, Beijing, China

9: Also at Institute for Theoretical and Experimental Physics named by A.I. Alikhanov of NRC

'Kurchatov Institute', Moscow, Russia

10: Also at Joint Institute for Nuclear Research, Dubna, Russia

11: Now at British University in Egypt, Cairo, Egypt

12: Now at Ain Shams University, Cairo, Egypt

13: Also at Purdue University, West Lafayette, USA

14: Also at Université de Haute Alsace, Mulhouse, France

15: Also at Erzincan Binali Yildirim University, Erzincan, Turkey

16: Also at CERN, European Organization for Nuclear Research, Geneva, Switzerland

17: Also at RWTH Aachen University, III. Physikalisches Institut A, Aachen, Germany

18: Also at University of Hamburg, Hamburg, Germany

19: Also at Brandenburg University of Technology, Cottbus, Germany

20: Also at Institute of Physics, University of Debrecen, Debrecen, Hungary, Debrecen, Hungary

21: Also at Institute of Nuclear Research ATOMKI, Debrecen, Hungary

22: Also at MTA-ELTE Lendület CMS Particle and Nuclear Physics Group, Eötvös Loránd University, Budapest, Hungary, Budapest, Hungary

23: Also at IIT Bhubaneswar, Bhubaneswar, India, Bhubaneswar, India

24: Also at Institute of Physics, Bhubaneswar, India

25: Also at Shoolini University, Solan, India

26: Also at University of Visva-Bharati, Santiniketan, India

27: Also at Isfahan University of Technology, Isfahan, Iran

28: Now at INFN Sezione di Bari ^a, Università di Bari ^b, Politecnico di Bari ^c, Bari, Italy

29: Also at Italian National Agency for New Technologies, Energy and Sustainable Economic Development, Bologna, Italy

30: Also at Centro Siciliano di Fisica Nucleare e di Struttura Della Materia, Catania, Italy

31: Also at Scuola Normale e Sezione dell'INFN, Pisa, Italy

32: Also at Riga Technical University, Riga, Latvia, Riga, Latvia

33: Also at Malaysian Nuclear Agency, MOSTI, Kajang, Malaysia

34: Also at Consejo Nacional de Ciencia y Tecnología, Mexico City, Mexico

35: Also at Warsaw University of Technology, Institute of Electronic Systems, Warsaw, Poland

36: Also at Institute for Nuclear Research, Moscow, Russia

37: Now at National Research Nuclear University 'Moscow Engineering Physics Institute' (MEPhI), Moscow, Russia

38: Also at St. Petersburg State Polytechnical University, St. Petersburg, Russia

39: Also at University of Florida, Gainesville, USA

40: Also at Imperial College, London, United Kingdom

41: Also at P.N. Lebedev Physical Institute, Moscow, Russia

42: Also at California Institute of Technology, Pasadena, USA

43: Also at Budker Institute of Nuclear Physics, Novosibirsk, Russia

44: Also at Faculty of Physics, University of Belgrade, Belgrade, Serbia

45: Also at Università degli Studi di Siena, Siena, Italy

46: Also at INFN Sezione di Pavia ^a, Università di Pavia ^b, Pavia, Italy, Pavia, Italy

47: Also at National and Kapodistrian University of Athens, Athens, Greece

48: Also at Universität Zürich, Zurich, Switzerland

49: Also at Stefan Meyer Institute for Subatomic Physics, Vienna, Austria, Vienna, Austria

50: Also at Burdur Mehmet Akif Ersoy University, BURDUR, Turkey

51: Also at Adiyaman University, Adiyaman, Turkey

52: Also at Şırnak University, Şırnak, Turkey

53: Also at Department of Physics, Tsinghua University, Beijing, China, Beijing, China

-
- 54: Also at Beykent University, Istanbul, Turkey, Istanbul, Turkey
55: Also at Istanbul Aydin University, Application and Research Center for Advanced Studies (App. & Res. Cent. for Advanced Studies), Istanbul, Turkey
56: Also at Mersin University, Mersin, Turkey
57: Also at Piri Reis University, Istanbul, Turkey
58: Also at Gaziosmanpasa University, Tokat, Turkey
59: Also at Ozyegin University, Istanbul, Turkey
60: Also at Izmir Institute of Technology, Izmir, Turkey
61: Also at Marmara University, Istanbul, Turkey
62: Also at Kafkas University, Kars, Turkey
63: Also at Istanbul Bilgi University, Istanbul, Turkey
64: Also at Hacettepe University, Ankara, Turkey
65: Also at Vrije Universiteit Brussel, Brussel, Belgium
66: Also at School of Physics and Astronomy, University of Southampton, Southampton, United Kingdom
67: Also at IPPP Durham University, Durham, United Kingdom
68: Also at Monash University, Faculty of Science, Clayton, Australia
69: Also at Bethel University, St. Paul, Minneapolis, USA, St. Paul, USA
70: Also at Karamanoğlu Mehmetbey University, Karaman, Turkey
71: Also at Vilnius University, Vilnius, Lithuania
72: Also at Bingol University, Bingol, Turkey
73: Also at Georgian Technical University, Tbilisi, Georgia
74: Also at Sinop University, Sinop, Turkey
75: Also at Mimar Sinan University, Istanbul, Istanbul, Turkey
76: Also at Texas A&M University at Qatar, Doha, Qatar
77: Also at Kyungpook National University, Daegu, Korea, Daegu, Korea
78: Also at University of Hyderabad, Hyderabad, India