

# A Measurement of the Total Width, the Electronic Width and the Mass of the $\Upsilon(10580)$ Resonance.

The *BABAR* Collaboration  
and  
the PEP-II Machine Group

October 28, 2018

## Abstract

We present a preliminary measurement of the resonance parameters of the  $\Upsilon(10580)$  resonance with the *BABAR* detector at the SLAC PEP-II asymmetric  $B$  factory. We measure the total width  $\Gamma_{\text{tot}}$  to be  $(20.7 \pm 1.6 \pm 2.5)$  MeV, the partial electronic width  $\Gamma_{ee} = (0.321 \pm 0.017 \pm 0.029)$  keV and the mass  $M = (10.5793 \pm 0.0004 \pm 0.0012)$  GeV/ $c^2$ .

Contributed to the XXI<sup>st</sup> International Symposium on Lepton and Photon Interactions at High Energies, 8/11 — 8/16/2003, Fermilab, Illinois USA

---

*Stanford Linear Accelerator Center, Stanford University, Stanford, CA 94309*

Work supported in part by Department of Energy contract DE-AC03-76SF00515.

The BABAR Collaboration,

B. Aubert, R. Barate, D. Boutigny, J.-M. Gaillard, A. Hicheur, Y. Karyotakis, J. P. Lees, P. Robbe,  
V. Tisserand, A. Zghiche

*Laboratoire de Physique des Particules, F-74941 Annecy-le-Vieux, France*

A. Palano, A. Pompili

*Università di Bari, Dipartimento di Fisica and INFN, I-70126 Bari, Italy*

J. C. Chen, N. D. Qi, G. Rong, P. Wang, Y. S. Zhu

*Institute of High Energy Physics, Beijing 100039, China*

G. Eigen, I. Ofte, B. Stugu

*University of Bergen, Inst. of Physics, N-5007 Bergen, Norway*

G. S. Abrams, A. W. Borgland, A. B. Breon, D. N. Brown, J. Button-Shafer, R. N. Cahn, E. Charles,  
C. T. Day, M. S. Gill, A. V. Gritsan, Y. Groysman, R. G. Jacobsen, R. W. Kadel, J. Kadyk, L. T. Kerth,  
Yu. G. Kolomensky, J. F. Kral, G. Kukartsev, C. LeClerc, M. E. Levi, G. Lynch, L. M. Mir, P. J. Oddone,  
T. J. Orimoto, M. Pripstein, N. A. Roe, A. Romosan, M. T. Ronan, V. G. Shelkov, A. V. Telnov,  
W. A. Wenzel

*Lawrence Berkeley National Laboratory and University of California, Berkeley, CA 94720, USA*

K. Ford, T. J. Harrison, C. M. Hawkes, D. J. Knowles, S. E. Morgan, R. C. Penny, A. T. Watson,  
N. K. Watson

*University of Birmingham, Birmingham, B15 2TT, United Kingdom*

T. Held, K. Goetzen, H. Koch, B. Lewandowski, M. Pelizaeus, K. Peters, H. Schmuecker, M. Steinke  
*Ruhr Universität Bochum, Institut für Experimentalphysik 1, D-44780 Bochum, Germany*

N. R. Barlow, J. T. Boyd, N. Chevalier, W. N. Cottingham, M. P. Kelly, T. E. Latham, C. Mackay,  
F. F. Wilson

*University of Bristol, Bristol BS8 1TL, United Kingdom*

K. Abe, T. Cuhadar-Donszelmann, C. Hearty, T. S. Mattison, J. A. McKenna, D. Thiessen

*University of British Columbia, Vancouver, BC, Canada V6T 1Z1*

P. Kyberd, A. K. McKemey

*Brunel University, Uxbridge, Middlesex UB8 3PH, United Kingdom*

V. E. Blinov, A. D. Bukin, V. B. Golubev, V. N. Ivanchenko, E. A. Kravchenko, A. P. Onuchin,  
S. I. Serebnyakov, Yu. I. Skovpen, E. P. Solodov, A. N. Yushkov

*Budker Institute of Nuclear Physics, Novosibirsk 630090, Russia*

D. Best, M. Bruinsma, M. Chao, D. Kirkby, A. J. Lankford, M. Mandelkern, R. K. Mommsen, W. Roethel,  
D. P. Stoker

*University of California at Irvine, Irvine, CA 92697, USA*

C. Buchanan, B. L. Hartfiel

*University of California at Los Angeles, Los Angeles, CA 90024, USA*

B. C. Shen

*University of California at Riverside, Riverside, CA 92521, USA*

D. del Re, H. K. Hadavand, E. J. Hill, D. B. MacFarlane, H. P. Paar, Sh. Rahatlou, V. Sharma

*University of California at San Diego, La Jolla, CA 92093, USA*

J. W. Berryhill, C. Campagnari, B. Dahmes, N. Kuznetsova, S. L. Levy, O. Long, A. Lu, M. A. Mazur,  
J. D. Richman, W. Verkerke

*University of California at Santa Barbara, Santa Barbara, CA 93106, USA*

T. W. Beck, J. Beringer, A. M. Eisner, C. A. Heusch, W. S. Lockman, T. Schalk, R. E. Schmitz,  
B. A. Schumm, A. Seiden, M. Turri, W. Walkowiak, D. C. Williams, M. G. Wilson

*University of California at Santa Cruz, Institute for Particle Physics, Santa Cruz, CA 95064, USA*

J. Albert, E. Chen, G. P. Dubois-Felsmann, A. Dvoretiskii, D. G. Hitlin, I. Narsky, F. C. Porter, A. Ryd,  
A. Samuel, S. Yang

*California Institute of Technology, Pasadena, CA 91125, USA*

S. Jayatileke, G. Mancinelli, B. T. Meadows, M. D. Sokoloff

*University of Cincinnati, Cincinnati, OH 45221, USA*

T. Abe, F. Blanc, P. Bloom, S. Chen, P. J. Clark, W. T. Ford, U. Nauenberg, A. Olivas, P. Rankin, J. Roy,  
J. G. Smith, W. C. van Hoek, L. Zhang

*University of Colorado, Boulder, CO 80309, USA*

J. L. Harton, T. Hu, A. Soffer, W. H. Toki, R. J. Wilson, J. Zhang

*Colorado State University, Fort Collins, CO 80523, USA*

D. Altenburg, T. Brandt, J. Brose, T. Colberg, M. Dickopp, R. S. Dubitzky, A. Hauke, H. M. Lacker,  
E. Maly, R. Müller-Pfefferkorn, R. Nogowski, S. Otto, J. Schubert, K. R. Schubert, R. Schwierz, B. Spaan,  
L. Wilden

*Technische Universität Dresden, Institut für Kern- und Teilchenphysik, D-01062 Dresden, Germany*

D. Bernard, G. R. Bonneaud, F. Brochard, J. Cohen-Tanugi, P. Grenier, Ch. Thiebaux, G. Vasileiadis,  
M. Verderi

*Ecole Polytechnique, LLR, F-91128 Palaiseau, France*

A. Khan, D. Lavin, F. Muheim, S. Playfer, J. E. Swain

*University of Edinburgh, Edinburgh EH9 3JZ, United Kingdom*

M. Andreotti, V. Azzolini, D. Bettoni, C. Bozzi, R. Calabrese, G. Cibinetto, E. Luppi, M. Negrini,  
L. Piemontese, A. Sarti

*Università di Ferrara, Dipartimento di Fisica and INFN, I-44100 Ferrara, Italy*

E. Treadwell

*Florida A&M University, Tallahassee, FL 32307, USA*

F. Anulli,<sup>1</sup> R. Baldini-Ferrolì, M. Biasini,<sup>1</sup> A. Calcaterra, R. de Sangro, D. Falciari, G. Finocchiaro,  
P. Patteri, I. M. Peruzzi,<sup>1</sup> M. Piccolo, M. Pioppi,<sup>1</sup> A. Zallo

*Laboratori Nazionali di Frascati dell'INFN, I-00044 Frascati, Italy*

---

<sup>1</sup>Also with Università di Perugia, Perugia, Italy

A. Buzzo, R. Capra, R. Contri, G. Crosetti, M. Lo Vetere, M. Macri, M. R. Monge, S. Passaggio,  
C. Patrignani, E. Robutti, A. Santroni, S. Tosi

*Università di Genova, Dipartimento di Fisica and INFN, I-16146 Genova, Italy*

S. Bailey, M. Morii, E. Won

*Harvard University, Cambridge, MA 02138, USA*

W. Bhimji, D. A. Bowerman, P. D. Dauncey, U. Egede, I. Eschrich, J. R. Gaillard, G. W. Morton,  
J. A. Nash, P. Sanders, G. P. Taylor

*Imperial College London, London, SW7 2BW, United Kingdom*

G. J. Grenier, S.-J. Lee, U. Mallik

*University of Iowa, Iowa City, IA 52242, USA*

J. Cochran, H. B. Crawley, J. Lamsa, W. T. Meyer, S. Prell, E. I. Rosenberg, J. Yi

*Iowa State University, Ames, IA 50011-3160, USA*

M. Davier, G. Grosdidier, A. Höcker, S. Laplace, F. Le Diberder, V. Lepeltier, A. M. Lutz, T. C. Petersen,  
S. Plaszczynski, M. H. Schune, L. Tantot, G. Wormser

*Laboratoire de l'Accélérateur Linéaire, F-91898 Orsay, France*

V. Brigljević, C. H. Cheng, D. J. Lange, D. M. Wright

*Lawrence Livermore National Laboratory, Livermore, CA 94550, USA*

A. J. Bevan, J. P. Coleman, J. R. Fry, E. Gabathuler, R. Gamet, M. Kay, R. J. Parry, D. J. Payne,  
R. J. Sloane, C. Touramanis

*University of Liverpool, Liverpool L69 3BX, United Kingdom*

J. J. Back, P. F. Harrison, H. W. Shorthouse, P. Strother, P. B. Vidal

*Queen Mary, University of London, E1 4NS, United Kingdom*

C. L. Brown, G. Cowan, R. L. Flack, H. U. Flaecher, S. George, M. G. Green, A. Kurup, C. E. Marker,  
T. R. McMahon, S. Ricciardi, F. Salvatore, G. Vaitsas, M. A. Winter

*University of London, Royal Holloway and Bedford New College, Egham, Surrey TW20 0EX, United Kingdom*

D. Brown, C. L. Davis

*University of Louisville, Louisville, KY 40292, USA*

J. Allison, R. J. Barlow, A. C. Forti, P. A. Hart, M. C. Hodgkinson, F. Jackson, G. D. Lafferty, A. J. Lyon,  
J. H. Weatherall, J. C. Williams

*University of Manchester, Manchester M13 9PL, United Kingdom*

A. Farbin, A. Jawahery, D. Kovalskyi, C. K. Lae, V. Lillard, D. A. Roberts

*University of Maryland, College Park, MD 20742, USA*

G. Blaylock, C. Dallapiccola, K. T. Flood, S. S. Hertzbach, R. Kofler, V. B. Koptchev, T. B. Moore,  
S. Saremi, H. Staengle, S. Willocq

*University of Massachusetts, Amherst, MA 01003, USA*

R. Cowan, G. Sciolla, F. Taylor, R. K. Yamamoto  
*Massachusetts Institute of Technology, Laboratory for Nuclear Science, Cambridge, MA 02139, USA*

D. J. J. Mangeol, P. M. Patel  
*McGill University, Montréal, QC, Canada H3A 2T8*

A. Lazzaro, F. Palombo  
*Università di Milano, Dipartimento di Fisica and INFN, I-20133 Milano, Italy*

J. M. Bauer, L. Cremaldi, V. Eschenburg, R. Godang, R. Kroeger, J. Reidy, D. A. Sanders, D. J. Summers,  
H. W. Zhao  
*University of Mississippi, University, MS 38677, USA*

S. Brunet, D. Cote-Ahern, C. Hast, P. Taras  
*Université de Montréal, Laboratoire René J. A. Lévesque, Montréal, QC, Canada H3C 3J7*

H. Nicholson  
*Mount Holyoke College, South Hadley, MA 01075, USA*

C. Cartaro, N. Cavallo,<sup>2</sup> G. De Nardo, F. Fabozzi,<sup>2</sup> C. Gatto, L. Lista, P. Paolucci, D. Piccolo, C. Sciacca  
*Università di Napoli Federico II, Dipartimento di Scienze Fisiche and INFN, I-80126, Napoli, Italy*

M. A. Baak, G. Raven  
*NIKHEF, National Institute for Nuclear Physics and High Energy Physics, NL-1009 DB Amsterdam, The Netherlands*

J. M. LoSecco  
*University of Notre Dame, Notre Dame, IN 46556, USA*

T. A. Gabriel  
*Oak Ridge National Laboratory, Oak Ridge, TN 37831, USA*

B. Brau, K. K. Gan, K. Honscheid, D. Hufnagel, H. Kagan, R. Kass, T. Pulliam, Q. K. Wong  
*Ohio State University, Columbus, OH 43210, USA*

J. Brau, R. Frey, C. T. Potter, N. B. Sinev, D. Strom, E. Torrence  
*University of Oregon, Eugene, OR 97403, USA*

F. Colecchia, A. Dorigo, F. Galeazzi, M. Margoni, M. Morandin, M. Posocco, M. Rotondo, F. Simonetto,  
R. Stroili, G. Tiozzo, C. Voci  
*Università di Padova, Dipartimento di Fisica and INFN, I-35131 Padova, Italy*

M. Benayoun, H. Briand, J. Chauveau, P. David, Ch. de la Vaissière, L. Del Buono, O. Hamon,  
M. J. J. John, Ph. Leruste, J. Ocariz, M. Pivk, L. Roos, J. Stark, S. T'Jampens, G. Therin  
*Universités Paris VI et VII, Lab de Physique Nucléaire H. E., F-75252 Paris, France*

P. F. Manfredi, V. Re  
*Università di Pavia, Dipartimento di Elettronica and INFN, I-27100 Pavia, Italy*

---

<sup>2</sup>Also with Università della Basilicata, Potenza, Italy

P. K. Behera, L. Gladney, Q. H. Guo, J. Panetta

*University of Pennsylvania, Philadelphia, PA 19104, USA*

C. Angelini, G. Batignani, S. Bettarini, M. Bondioli, F. Bucci, G. Calderini, M. Carpinelli, V. Del Gamba, F. Forti, M. A. Giorgi, A. Lusiani, G. Marchiori, F. Martinez-Vidal,<sup>3</sup> M. Morganti, N. Neri, E. Paoloni, M. Rama, G. Rizzo, F. Sandrelli, J. Walsh

*Università di Pisa, Dipartimento di Fisica, Scuola Normale Superiore and INFN, I-56127 Pisa, Italy*

M. Haire, D. Judd, K. Paick, D. E. Wagoner

*Prairie View A&M University, Prairie View, TX 77446, USA*

N. Danielson, P. Elmer, C. Lu, V. Miftakov, J. Olsen, A. J. S. Smith, H. A. Tanaka E. W. Varnes

*Princeton University, Princeton, NJ 08544, USA*

F. Bellini, G. Cavoto,<sup>4</sup> R. Faccini,<sup>5</sup> F. Ferrarotto, F. Ferroni, M. Gaspero, M. A. Mazzoni, S. Morganti, M. Pierini, G. Piredda, F. Safai Tehrani, C. Voena

*Università di Roma La Sapienza, Dipartimento di Fisica and INFN, I-00185 Roma, Italy*

S. Christ, G. Wagner, R. Waldi

*Universität Rostock, D-18051 Rostock, Germany*

T. Adye, N. De Groot, B. Franek, N. I. Geddes, G. P. Gopal, E. O. Olaiya, S. M. Xella

*Rutherford Appleton Laboratory, Chilton, Didcot, Oxon, OX11 0QX, United Kingdom*

R. Aleksan, S. Emery, A. Gaidot, S. F. Ganzhur, P.-F. Giraud, G. Hamel de Monchenault, W. Kozanecki, M. Langer, M. Legendre, G. W. London, B. Mayer, G. Schott, G. Vasseur, Ch. Yeche, M. Zito

*DSM/Daphnia, CEA/Saclay, F-91191 Gif-sur-Yvette, France*

M. V. Purohit, A. W. Weidemann, F. X. Yumiceva

*University of South Carolina, Columbia, SC 29208, USA*

D. Aston, R. Bartoldus, N. Berger, A. M. Boyarski, O. L. Buchmueller, M. R. Convery, D. P. Coupal, M. Donald, D. Dong, J. Dorfan, D. Dujmic, W. Dunwoodie, R. C. Field, A. Fisher, T. Glanzman, S. J. Gowdy, E. Grauges-Pous, T. Hadig, V. Halyo, T. Hryn'ova, W. R. Innes, C. P. Jessop, M. H. Kelsey, P. Kim, M. L. Kocian, U. Langenegger, D. W. G. S. Leith, S. Luitz, V. Luth, H. L. Lynch, H. Marsiske, R. Messner, D. R. Muller, C. P. O'Grady, V. E. Ozcan, A. Perazzo, M. Perl, S. Petrak, B. N. Ratcliff, S. H. Robertson, A. Roodman, A. A. Salnikov, R. H. Schindler, J. Schwiening, J. Seeman, G. Simi, A. Snyder, A. Soha, J. Stelzer, D. Su, M. K. Sullivan, J. Va'vra, S. R. Wagner, M. Weaver, A. J. R. Weinstein, U. Wienands, W. J. Wisniewski, D. H. Wright, C. C. Young

*Stanford Linear Accelerator Center, Stanford, CA 94309, USA*

P. R. Burchat, A. J. Edwards, T. I. Meyer, B. A. Petersen, C. Roat

*Stanford University, Stanford, CA 94305-4060, USA*

S. Ahmed, M. S. Alam, J. A. Ernst, M. Saleem, F. R. Wappler

*State Univ. of New York, Albany, NY 12222, USA*

---

<sup>3</sup>Also with IFIC, Instituto de Física Corpuscular, CSIC-Universidad de Valencia, Valencia, Spain

<sup>4</sup>Also with Princeton University

<sup>5</sup>Also with University of California at San Diego

W. Bugg, M. Krishnamurthy, S. M. Spanier  
*University of Tennessee, Knoxville, TN 37996, USA*

R. Eckmann, H. Kim, J. L. Ritchie, R. F. Schwitters  
*University of Texas at Austin, Austin, TX 78712, USA*

J. M. Izen, I. Kitayama, X. C. Lou, S. Ye  
*University of Texas at Dallas, Richardson, TX 75083, USA*

F. Bianchi, M. Bona, F. Gallo, D. Gamba  
*Università di Torino, Dipartimento di Fisica Sperimentale and INFN, I-10125 Torino, Italy*

C. Borean, L. Bosisio, G. Della Ricca, S. Dittongo, S. Grancagnolo, L. Lanceri, P. Poropat,<sup>6</sup> L. Vitale,  
G. Vuagnin

*Università di Trieste, Dipartimento di Fisica and INFN, I-34127 Trieste, Italy*

R. S. Panvini  
*Vanderbilt University, Nashville, TN 37235, USA*

Sw. Banerjee, C. M. Brown, D. Fortin, P. D. Jackson, R. Kowalewski, J. M. Roney  
*University of Victoria, Victoria, BC, Canada V8W 3P6*

H. R. Band, S. Dasu, M. Datta, A. M. Eichenbaum, J. R. Johnson, P. E. Kutter, H. Li, R. Liu,  
F. Di Lodovico, A. Mihalyi, A. K. Mohapatra, Y. Pan, R. Prepost, S. J. Sekula, J. H. von  
Wimmersperg-Toeller, J. Wu, S. L. Wu, Z. Yu  
*University of Wisconsin, Madison, WI 53706, USA*

H. Neal  
*Yale University, New Haven, CT 06511, USA*

---

<sup>6</sup>Deceased

# 1 Introduction

The  $\Upsilon(10580)$  resonance is the lowest lying  $b\bar{b}$  state above the open bottom threshold. Its strong decay into two  $B$  mesons is not suppressed by the OZI rule [1], so that this decay channel is dominant. The total decay width  $\Gamma_{\text{tot}}$  of the  $\Upsilon(10580)$  is therefore much larger than the widths of the lower mass  $b\bar{b}$  states, which allows a direct measurement of  $\Gamma_{\text{tot}}$  at an  $e^+e^-$  collider.

Although the state has been known for almost 20 years, its mass and width are still only measured with relatively large uncertainties, and central values from different experiments show substantial variation [2, 3, 4, 5]. We present new measurements of the mass and total and electronic widths of the  $\Upsilon(10580)$  at the PEP-II storage ring with errors on the mass and total width much lower than the present world average.

## 2 The *BABAR* experiment

The data used in this analysis were collected with the *BABAR* detector [6] at the PEP-II storage ring [7]. The data set comprises three energy scans of the  $\Upsilon(10580)$  and one scan of the  $\Upsilon(3S)$  resonance.

The PEP-II  $B$  factory is an asymmetric  $e^+e^-$  collider designed to operate at a luminosity of  $3 \times 10^{33} \text{ cm}^{-2}\text{s}^{-1}$  and a center-of-mass (CM) energy around 10.58 GeV. The energy of the electron beam is about 9.0 GeV, that of the positron beam 3.1 GeV, resulting in a Lorentz boost to the  $\Upsilon(10580)$  resonance of  $\beta\gamma = 0.56$ . The energy of the electron beam was varied while the positron beam energy was held constant during the energy scans of the  $\Upsilon(3S)$  and  $\Upsilon(10580)$  resonances. The intrinsic CM energy spread of PEP-II is about 4.6 MeV.

*BABAR* is a solenoidal detector optimized for the asymmetric beam configuration at PEP-II. Charged particle momenta are measured in a tracking system consisting of a 5-layer, double-sided readout, silicon vertex tracker (SVT) and a 40-layer drift chamber (DCH) filled with a mixture of helium and isobutane, both operating in a 1.5 T superconducting solenoidal magnet. The electromagnetic calorimeter (EMC) consists of 6580 CsI(Tl) crystals arranged in barrel and forward endcap subdetectors. Muons and long-lived neutral hadrons are identified in the instrumented flux return (IFR), composed of resistive plate chambers and layers of iron. A detector of internally reflected Cherenkov light (DIRC), together with  $dE/dx$  information from the DCH and SVT, provides separation of kaons and pions.

## 3 Parametrization of the $\Upsilon(10580)$ resonance shape

The  $\Upsilon(10580)$  resonance is dominantly a  $4S$  state, but its shape is modified by interference with the  $\Upsilon_1(3D)$  and the  $\Upsilon(5S)$  states, and by coupled-channel effects at higher energies where  $BB^*$  and  $B^*B^*$  production open up. A full spectroscopic fit of the energy region around the  $\Upsilon(10580)$  would require both a scan over a much wider region and more detailed theoretical models, which are both unavailable. Fortunately, the  $\Upsilon(10580)$  is sufficiently well isolated to be still treated as a simple resonance, which is therefore our approach in this analysis.

The  $\Upsilon(10580)$  lies only about 20 MeV above the kinematic threshold for open bottom production, while the total width is 10–20 MeV [8]. A model derived from a pure spectroscopic  $4S$  state together with a relativistic Breit-Wigner function is used to obtain a good approximation of the shape below the opening of new channels. This analysis is therefore restricted to data points taken



at CM energies below the  $BB^*$  threshold at 10.604 GeV. Systematic effects caused by neglecting interference effects are estimated by a comparison with a simple non relativistic Breit-Wigner function.

The cross section of the process  $e^+e^- \rightarrow \Upsilon(4S) \rightarrow B\bar{B}$  is given as

$$\sigma_0(s) = 12\pi \frac{\Gamma_{ee}^0 \Gamma_{\text{tot}}(s)}{(s - M^2)^2 + M^2 \Gamma_{\text{tot}}^2(s)}, \quad (1)$$

where  $\Gamma_{ee}^0$  is the partial decay width into  $e^+e^-$ ,  $\Gamma_{\text{tot}}$  is the total decay width and  $M$  is the mass of the resonance. In this equation  $\Gamma_{ee}^0$  is taken as a constant and the approximation  $\Gamma_{\text{tot}}(s) \approx \Gamma_{\Upsilon(4S) \rightarrow B\bar{B}}(s)$  is used.

In this analysis the quark pair creation model (QPCM) [9] is used to describe the energy dependent width  $\Gamma_{\text{tot}}(s)$ . In the QPCM the decay of the bound  $b\bar{b}$  state is described by the creation of a light quark-antiquark pair from the vacuum. The  $b$  and  $\bar{b}$ , respectively, each form a  $B$  meson with one of the light quarks. The matrix element for this decay is given by a spin dependent amplitude and an overlap integral of the  $\Upsilon(4S)$  and  $B$ -meson wave functions:

$$I_4(m, \mathbf{q}) = \int Y_1^m(2\mathbf{q} - \mathbf{Q}) \psi_{\Upsilon(4S)}(\mathbf{Q}) \psi_B(\mathbf{Q} - h\mathbf{q}) \psi_{\bar{B}}(-\mathbf{Q} + h\mathbf{q}) d^3Q, \quad (2)$$

where  $\mathbf{q}$  is the momentum of the  $B$  meson,  $\mathbf{Q}$  the momentum of the  $\Upsilon(4S)$  and  $h = 2m_b/(m_b + m_q)$  with the quark masses  $m_b$  and  $m_q$ . The spherical tensor  $Y_1^m$  represents the wave function of the created quark-antiquark pair, and  $\psi_B$  and  $\psi_{\Upsilon(4S)}$  are the wave functions of the  $B$  and the  $\Upsilon(4S)$  mesons. The wave functions  $\psi_B$  and  $\psi_{\Upsilon(4S)}$  are approximated by harmonic oscillator wave functions using the parametrization of the ARGUS collaboration [2].

The resonance shape parametrized by equation (1) is significantly modified by QED corrections [10, 11]. The partial width  $\Gamma_{ee}$  is related to the lowest order partial width  $\Gamma_{ee}^0$  by  $\Gamma_{ee} \approx \Gamma_{ee}^0(1 + \delta_{\text{vac}})$ , where  $\delta_{\text{vac}}$  is the vacuum polarization of the photon propagator [12]. Hence the cross section including radiative corrections of  $O(\alpha^3)$  is given by

$$\tilde{\sigma}(s) = \int_0^{\kappa_{\text{max}}} 12\pi \frac{\Gamma_{ee} \Gamma_{\text{tot}}(s')}{(s' - M^2)^2 + M^2 \Gamma_{\text{tot}}^2} \beta(\kappa^{\beta-1}(1 + \delta_{\text{vert}})) d\kappa, \quad (3)$$

where  $\kappa = \frac{2E_\gamma}{\sqrt{s}}$  is the energy of the radiated photon normalized to the CM energy,  $\kappa_{\text{max}} = 1 - \frac{4m_e^2}{s}$ ,  $\beta = \frac{2\alpha}{\pi}(\ln \frac{s}{m_e^2} - 1)$ ,  $\delta_{\text{vert}} = \frac{2\alpha}{\pi}(\frac{3}{4} \ln \frac{s}{m_e^2} - 1 + \frac{\pi^2}{6})$  is the vertex correction of the  $e^+e^- \gamma$ -vertex and  $s' = s(1 - \kappa)$ .

To obtain the experimentally observed cross section, the cross section given by equation (3) has to be averaged over the energy distribution of the colliding beams. The CM energies  $\sqrt{s'}$  of the actual  $e^+e^-$  collisions have a Gaussian distribution about the mean energy  $\sqrt{s}$  with standard deviation  $\Delta$ . The experimental cross section is therefore given by

$$\sigma(s) = \int \tilde{\sigma}(s') \frac{1}{\sqrt{2\pi}\Delta} \exp\left(-\frac{(\sqrt{s'} - \sqrt{s})^2}{2\Delta^2}\right) d\sqrt{s'}. \quad (4)$$

## 4 Analysis method

In order to determine the  $\Upsilon(10580)$  resonance parameters, the energy dependence of the cross section  $\sigma_{b\bar{b}}$  of the reaction  $e^+e^- \rightarrow \Upsilon(10580) \rightarrow B\bar{B}$  has to be measured in an energy interval

around the resonance mass. We determine the shape of the  $\Upsilon(10580)$  resonance from three short energy scans where the cross section is measured from small data samples at several CM energies and in the continuum below the  $B\bar{B}$  threshold. This is combined with a precise measurement of the peak cross section from a high statistics data set taken close to the peak in the course of  $B$ -meson data accumulation. While the scan data provide information mainly on the width and peak position, the high precision cross section gives the absolute normalisation with good accuracy.

The visible hadronic cross section measured from the number of hadronic events  $N_{\text{had}}$  and the luminosity  $L$  is related to  $\sigma_{b\bar{b}}$  via

$$\sigma^{\text{vis}}(s) \equiv \frac{N_{\text{had}}}{L} = \varepsilon_{b\bar{b}}\sigma_{b\bar{b}}(s) + \frac{P}{s}, \quad (5)$$

where  $\varepsilon_{b\bar{b}}$  is the detection efficiency for  $\Upsilon(4S) \rightarrow B\bar{B}$  and  $P$  a constant, which describes the background level of non- $B\bar{B}$  events. A minimum  $\chi^2$  fit of (5) is done to the data points  $(\sigma_i^{\text{vis}}, \sqrt{s_i})$ . The  $b\bar{b}$  cross section is given by the cross section formula (4). The efficiency  $\varepsilon_{b\bar{b}}$ , which is considered as energy independent, is determined for each scan by the peak cross section measured from the high statistics on-resonance data set.

Any selection of hadronic events will have backgrounds from two classes of sources. Events like  $e^+e^- \rightarrow e^+e^-(\gamma \rightarrow)e^+e^-$  (radiative Bhabhas with converted photon),  $e^+e^- \rightarrow q\bar{q}(\gamma)$  (continuum) or  $e^+e^- \rightarrow \tau^+\tau^-(\gamma)$  contribute to the background. These events all have cross sections  $\sigma \propto 1/s$ , at least on a narrow energy interval, which allows us to describe this background component in a fit to the data. The second class of background originates from two photon processes  $\gamma\gamma \rightarrow X$  or beam-gas interactions, which do not scale in a simple way with energy changes, and the latter even depend on the vacuum in the beam pipe rather than on the beam energy. This kind of background cannot be taken into account in the fit of the resonance. Therefore the event selection has to reduce this background as much as possible.

The selection of hadronic events is based on two main cuts: A high multiplicity  $N_{\text{ch}}$  of charged tracks that originate from the beam crossing region and an event shape cut using the normalized second Fox-Wolfram moment  $R_2$ , which is smaller for  $B\bar{B}$  events than for background events. Additional cuts as given below are applied to the different data samples to reduce the beam-gas and  $\gamma\gamma$  background.

The luminosity is measured from  $e^+e^- \rightarrow \mu^+\mu^-$  events. These events are selected by requiring a track multiplicity  $N_{\text{ch}} \geq 2$  and an invariant mass of a pair of tracks greater than  $7.5 \text{ GeV}/c^2$ . A cut on the cms acolinearity is applied to reject cosmic rays. At least one of the tracks must have associated energy deposited in the calorimeter. Bhabha events are vetoed by requiring that none of the tracks has an associated energy deposited in the calorimeter of more than 1 GeV.

The energy spread  $\Delta$  of the collider has to be known in order to extract  $\Gamma_{\text{tot}}$  from the observed resonance shape. The energy spread is measured from a scan of the narrow  $\Upsilon(3S)$  resonance. In addition the  $\Upsilon(3S)$  scan provides a calibration of the product of the beam energies, which allows a precise measurement of the  $\Upsilon(10580)$  mass.

#### 4.1 $\Upsilon(3S)$ scan

The  $\Upsilon(3S)$  scan consists of 10 data points at different CM energies. The visible cross section  $\sigma^{\text{vis}}$  is measured for each energy. The  $\Upsilon(3S)$  decays dominantly via the three-gluon graph. Therefore the angular distribution of the decay products of the  $\Upsilon(3S)$  is more isotropic than the continuum

background, which allows us to select  $\Upsilon(3S)$  events with cuts similar to the  $B\bar{B}$  selection. In particular the cuts  $R_2 < 0.4$  and  $N_{\text{ch}} \geq 3$  are used to select hadronic events. Additionally the invariant mass of all tracks is required to be greater than  $2.2 \text{ GeV}/c^2$ .

The branching fraction of the  $\Upsilon(3S)$  into  $\mu^+\mu^-$  is  $(1.81 \pm 0.17)\%$  [8], corresponding to a cross section of roughly  $0.1 \text{ nb}$  for resonant muon-pair production. Therefore the luminosity is determined from Bhabha events for the data points of the  $\Upsilon(3S)$  scan. Figure 1 shows the data points and the result of a fit to these points.

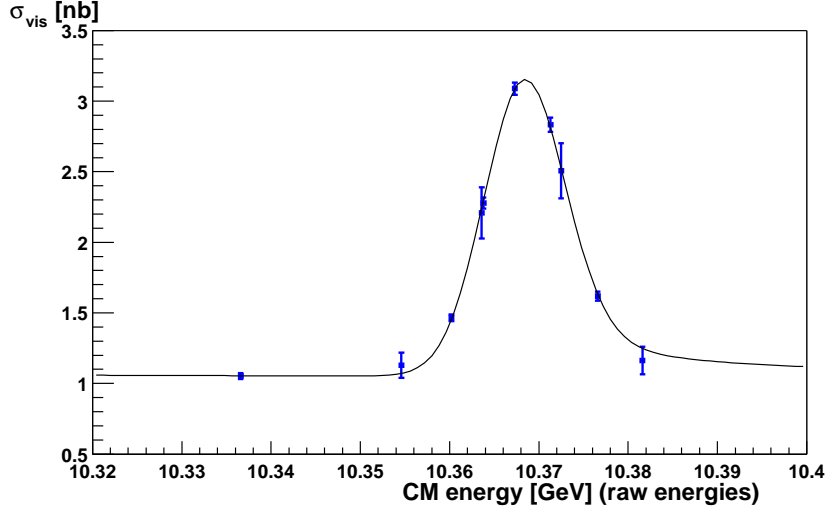


Figure 1: Data points and fit of the  $\Upsilon(3S)$  resonance scan.

The Breit-Wigner function (1) of the true  $\Upsilon(3S)$  resonance is approximated by a delta function, because the width of the  $\Upsilon(3S)$ ,  $\Gamma_{\text{tot}}^{3S} = (26.3 \pm 3.5) \text{ keV}$  [8], is very small compared to the energy spread of PEP-II of about  $4.6 \text{ MeV}$ . Hence the cross section including radiative corrections and averaging over the energy spread  $\Delta$  is given by

$$\sigma(s) = \frac{6\pi^2}{M^2\Delta\sqrt{2\pi}} \frac{\Gamma_{ee}\Gamma_{\text{had}}}{\Gamma_{\text{tot}}} \beta \left(\frac{2\Delta}{\sqrt{s}}\right)^\beta \cdot \int_0^\infty x^{\beta-1} \exp\left(-\frac{(z-x)^2}{2}\right) dx, \quad (6)$$

where  $z = \frac{\sqrt{s}-M}{\Delta}$ . This cross section is related to the visible cross section via equation (5).

The visible cross section of equation (5) is fitted to the data points. The free parameters of the fit are the energy spread  $\Delta$ , the  $\Upsilon(3S)$  mass  $M_{3S}^{\text{fit}}$ , the parameter  $P$  describing the background and the efficiency  $\varepsilon$  for selecting  $\Upsilon(3S)$  decays. The ratio  $\frac{\Gamma_{ee}\Gamma_{\text{had}}}{\Gamma_{\text{tot}}}$  is set to  $0.45 \text{ keV}$  [13]. The result of the fit including the statistical errors is shown in the first two rows of table 1.

Sources of systematic uncertainties to the fit results are potential fluctuations of the detector and trigger performance during the  $\Upsilon(3S)$  scan and the precision ( $\pm 0.2 \text{ MeV}$ ) of the determination of the energy differences between the scan points. In total the systematic uncertainty is estimated to be  $0.11 \text{ MeV}$  and  $0.14 \text{ MeV}/c^2$  for the energy spread and  $\Upsilon(3S)$  mass, respectively.

A comparison of the fitted  $\Upsilon(3S)$  mass  $M_{3S}^{\text{fit}}$  with the world average of  $(10.3552 \pm 0.0005) \text{ GeV}/c^2$  [14] provides a calibration of the product of PEP-II beam energies. The information obtained from the  $\Upsilon(3S)$  scan that is essential for the measurement of the  $\Upsilon(10580)$  parameters is shown in table 1.

Table 1: Energy spread  $\Delta$  of PEP-II and  $\Upsilon(3S)$  mass at the PEP-II energy scale obtained from a fit to the  $\Upsilon(3S)$  scan data including their statistical errors. The value of the energy spread extrapolated to 10.58 GeV and the difference of the fitted  $\Upsilon(3S)$  mass to the PDG value are shown as well. The statistical and systematic errors of the latter two quantities are added in quadrature.

$\Delta$	$(4.44 \pm 0.09)$ MeV
$M_{3S}^{\text{fit}}$	$(10.36798 \pm 0.00009)$ GeV/ $c^2$
$\Delta$ extrapolated to $\sqrt{s} = 10.58$ GeV	$(4.63 \pm 0.15)$ MeV
$M_{3S}^{\text{PDG}} - M_{3S}^{\text{fit}}$	$(12.8 \pm 0.5)$ MeV/ $c^2$

The energy spread measured at the  $\Upsilon(3S)$  is extrapolated to 10.58 GeV/ $c^2$  by scaling the spread of the high energy beam with the square of its energy. An extrapolation of the spread of the low energy ring is not necessary, because its energy was always held constant. The extrapolation results in a spread of 4.63 MeV. The energy spread during two of the three  $\Upsilon(10580)$  scans was 0.2 MeV larger due to a different magnet configuration of PEP-II.

## 4.2 Measurement of the peak cross section

The  $b\bar{b}$  cross section at the peak of the  $\Upsilon(10580)$  resonance is determined from the energy dependence of  $\sigma_{b\bar{b}}$  measured from a high statistics data set. The cross section  $\sigma_{b\bar{b}}$  is given by

$$\sigma_{b\bar{b}} = \frac{N_{\text{had}} - N_{\mu\mu} \cdot R_{\text{off}} \cdot r}{\varepsilon_{b\bar{b}} L}, \quad (7)$$

where  $N_{\mu\mu}$  is the number of muon pairs,  $R_{\text{off}}$  the ratio of hadronic events to muon pairs below the resonance and  $r \approx 1$  a factor estimated from Monte Carlo events to correct variations of cross sections and efficiencies with the CM energy.

A track multiplicity of  $N_{\text{ch}} \geq 3$  and a topology cut of  $R_2 < 0.5$  is applied to select these hadronic events. Events from  $\gamma\gamma$  interactions and beam-gas background are reduced by selecting only events with a total energy greater than 4.5 GeV. Beam-gas interactions are additionally reduced by requiring that the primary vertex of these events lies in the beam collision region. Figure 2 shows the cross section at several CM energies.

A fit of a 3rd order polynomial to the data results in a peak cross section of  $(1.101 \pm 0.005)$  nb. The systematic error of the peak cross section is 2%, which is dominated by uncertainties of the efficiency  $\varepsilon_{b\bar{b}}$  and the luminosity determination.

## 4.3 Fit of the $\Upsilon(10580)$ resonance

The  $\Upsilon(10580)$  scan comprises three scans around the resonance mass. Hadronic events are selected by requiring  $N_{\text{ch}} \geq 4$  and  $R_2 < 0.3$ . The background from beam-gas and  $\gamma\gamma$  interactions is reduced by the cut  $E_{\text{tot}} - |P_z| > 0.2\sqrt{s}$ , where  $E_{\text{tot}}$  is the total CM energy calculated from all charged tracks and  $P_z$  is the component of the total momentum of all charged tracks along the beam axis. The data points,  $(\sigma_i^{\text{vis}}, \sqrt{s_i})$ , are shown in figure 3.

The visible cross section of equation (5), with the  $b\bar{b}$  cross section given by (4), is fitted to the data points. The CM energies of the  $\Upsilon(10580)$  scans are corrected using the shift obtained from the  $\Upsilon(3S)$  fit. The free parameters are the total width  $\Gamma_{\text{tot}}$ , the electronic width  $\Gamma_{ee}$ , the mass

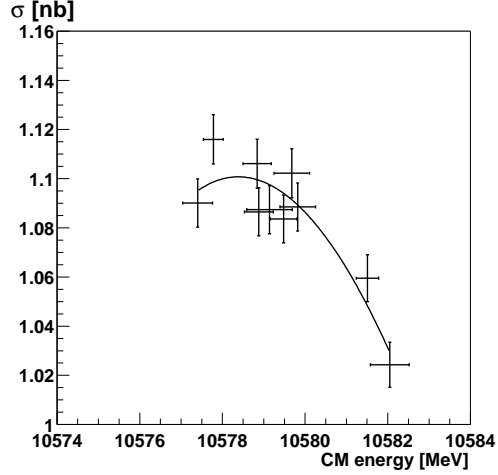


Figure 2:  $\sigma_{b\bar{b}}$  vs. CM energy.

$M$  of the  $\Upsilon(10580)$ , the background parameter  $P$  and the efficiency  $\varepsilon_{b\bar{b}}$ . The energy spread of the collider is fixed to 4.63 MeV. The result of the fit is shown in table 2. Alternatively the electronic branching fraction

$$B_{ee} = \frac{\Gamma_{ee}}{\Gamma_{\text{tot}}}$$

can be used as a free fit parameter instead of  $\Gamma_{ee}$  or  $\Gamma_{\text{tot}}$ . The fit results of these three quantities are highly correlated as can be seen from table 3. We therefore quote the results of all three parameters.

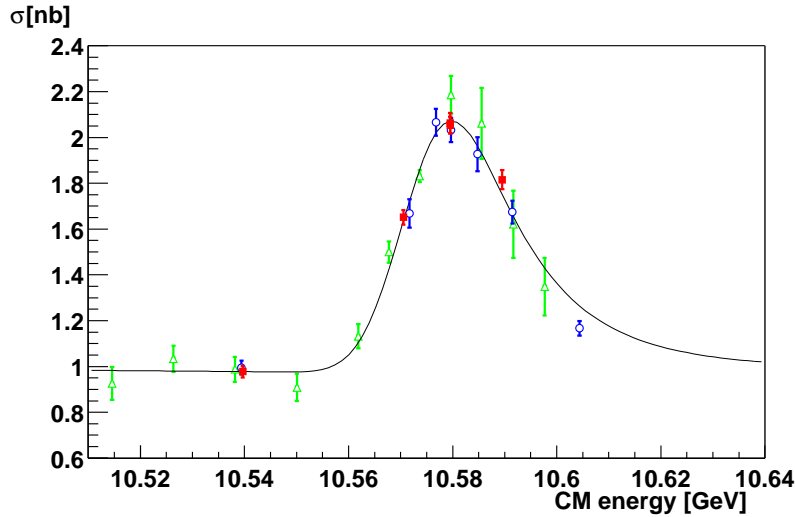


Figure 3: Data points and fit of the  $\Upsilon(10580)$  resonance scan. Different symbols represent different scans. The small efficiency variations between the different scans are corrected.

Table 2:  $\Upsilon(10580)$  resonance parameters and their statistical errors obtained from a fit to the scan data.

$\Gamma_{\text{tot}}$	$(20.7 \pm 1.6)$ MeV
$\Gamma_{ee}$	$(0.321 \pm 0.017)$ keV
$B_{ee}$	$(1.55 \pm 0.04) \cdot 10^{-5}$
$M$	$(10.5793 \pm 0.0004)$ GeV/ $c^2$
$\chi^2/\text{DoF}$	18.3/14

Table 3: Correlation coefficients of the fit to the  $\Upsilon(10580)$  scans. Any combination of two of the three parameters  $\Gamma_{\text{tot}}$ ,  $\Gamma_{ee}$  and  $B_{ee}$  can be used as free parameters in the fit.

	$\Gamma_{ee}$	$B_{ee}$	$M$
$\Gamma_{\text{tot}}$	0.996	-0.980	0.206
$\Gamma_{ee}$		-0.961	0.186
$B_{ee}$			-0.226

## 5 Systematic studies

The systematic error induced by the assumptions in the quark pair creation model, e.g., neglecting interference effects with other spectroscopic states, is estimated by fitting a non relativistic Breit-Wigner function with a constant decay width  $\Gamma_{\text{tot}}$  to the scan data. Half of the deviation between the results of this fit and the fit using the QPCM is taken as an estimation of the systematic uncertainty due to the resonance parametrization. The systematic errors assigned to each parameter are listed in table 4.

A systematic bias on the fit results could be caused by detector instabilities or a incorrect energy measurement during a scan. This effect is estimated by excluding single data points from the fit. The maximum shift for each fit parameter is taken as a systematic error.

The  $\Upsilon(3S)$  scan and the  $\Upsilon(10580)$  scans were spread over a period of three years. A systematic error of 1.0 MeV is assigned to the mass measurement due to drifts in the beam energy determination between the  $\Upsilon(10580)$  scans and the  $\Upsilon(3S)$  scan that are not reflected in the beam energy corrections. Another contribution to the uncertainty of the mass measurement is caused by the precision of the  $\Upsilon(3S)$  mass knowledge. The systematic error caused by the uncertainty of the energy spread of the collider is estimated by varying the energy spread used in the fit procedure for all three  $\Upsilon(10580)$  scans by its uncertainty of  $\pm 0.15$  MeV. Long term fluctuation of the energy spread are taken into account by varying the energy spread of single scans in the fit by  $\pm 0.1$  MeV from its nominal value. The quadratic sum of both contributions is listed in table 4. In addition the systematic error due to the uncertainty of the peak cross section is included. The systematic uncertainties caused by potential energy dependences of the event selection efficiencies are found to be negligible.

Table 4: Summary of systematic uncertainties

	$\delta\Gamma_{\text{tot}}$ [MeV]	$\delta\Gamma_{ee}$ [keV]	$\delta B_{ee}/10^{-5}$	$\delta M$ [MeV/ $c^2$ ]
model uncertainty	1.4	0.017	0.03	0.1
systematic bias by single data point	2.0	0.022	0.04	0.3
uncertainty of energy spread	0.4	0.0019	0.03	< 0.1
uncertainty of peak cross section	< 0.1	0.006	0.03	< 0.1
long term drift of energy scale	-	-	-	1.0
error on $M_{\Upsilon(3S)}$	-	-	-	0.5
total error	2.5	0.029	0.07	1.2

## 6 Results

In summary we have preliminarily measured the total decay width  $\Gamma_{\text{tot}}$ , the partial decay width into electrons  $\Gamma_{ee}$  and the mass of the  $\Upsilon(10580)$  resonance and find

$$\begin{aligned}
 \Gamma_{\text{tot}} &= (20.7 \pm 1.6 \pm 2.5) \text{ MeV}, \\
 \Gamma_{ee} &= (0.321 \pm 0.017 \pm 0.029) \text{ keV}, \\
 B_{ee} &= (1.55 \pm 0.04 \pm 0.07) \cdot 10^{-5}, \\
 M &= (10.5793 \pm 0.0004 \pm 0.0012) \text{ GeV}/c^2.
 \end{aligned}$$

The measurement of the total width and mass are an improvement in precision compared to the present world average.

## 7 ACKNOWLEDGMENTS

We are grateful for the extraordinary contributions of our PEP-II colleagues in achieving the excellent luminosity and machine conditions that have made this work possible. The success of this project also relies critically on the expertise and dedication of the computing organizations that support *BABAR*. The collaborating institutions wish to thank SLAC for its support and the kind hospitality extended to them. This work is supported by the US Department of Energy and National Science Foundation, the Natural Sciences and Engineering Research Council (Canada), Institute of High Energy Physics (China), the Commissariat à l’Energie Atomique and Institut National de Physique Nucléaire et de Physique des Particules (France), the Bundesministerium für Bildung und Forschung and Deutsche Forschungsgemeinschaft (Germany), the Istituto Nazionale di Fisica Nucleare (Italy), the Foundation for Fundamental Research on Matter (The Netherlands), the Research Council of Norway, the Ministry of Science and Technology of the Russian Federation, and the Particle Physics and Astronomy Research Council (United Kingdom). Individuals have received support from the A. P. Sloan Foundation, the Research Corporation, and the Alexander von Humboldt Foundation.

## References

- [1] S. Okubo, Phys. Lett. **5** 165 (1963); G. Zweig, CERN-TH-401, 402 (1964); J. Iizuka, Prog. Theor. Phys. Suppl. **37** 21 (1966).
- [2] ARGUS Collaboration, H. Albrecht *et al.*, Z. Phys. **C65** 619 (1995).
- [3] CLEO Collaboration, D. Besson *et al.*, Phys. Rev. Lett. **54**, 381 (1985).
- [4] CLEO Collaboration, C. Bebek *et al.*, Phys. Rev. D **36**, 1289 (1987).
- [5] CUSB Collaboration, D. M. Lovelock *et al.*, Phys. Rev. Lett. **54**, 377 (1985).
- [6] BABAR Collaboration, B. Aubert *et al.*, Nucl. Instr. and Methods **A479**, 1 (2002).
- [7] PEP II, SLAC-418, LBL-5379 (1993).
- [8] K. Hagiwara *et al.*, Particle Data Group, Phys. Rev. **D66**, 010001 (2002).
- [9] A. Le Yaouanc, L. Oliver, O. Pene, J.-C. Raynal, Phys. Rev. **D8** 2223 (1973); A. Le Yaouanc, L. Oliver, O. Pene, J.-C. Raynal, Phys. Lett. **B71** 397 (1977); S. Ono, Phys. Rev. **D23** 1118 (1981).
- [10] E. A. Kuraev, V. S.Fadin, Sov. J. Nucl. Phys. **41**, 466 (1985).
- [11] J. P. Alexander, G. Bonvicini, P. S. Drell, R. Frey, Phys. Rev. **D37**, 56 (1988).
- [12] D. Albert, J. Marciano, D. Wheeler, Z. Parsa, Nucl. Phys. **B166** 460 (1980).
- [13] CLEO Collaboration, R. Giles *et al.*, Phys. Rev. **D29**, 1285 (1984).
- [14] A. S. Artamonov *et al.*, Phys. Lett. **B474** 427 (2000).